

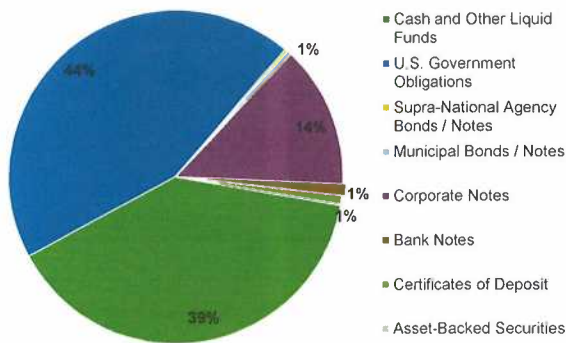
**Treasurer's Report
Summary of Investment Portfolio Holdings
December 31, 2025**

Investment	Purpose	Yield to Maturity	Original Cost	Amortized Cost	Market Value
Cash and Money Market Accounts					
BMO ¹	City Operations	0.45%	\$ 6,861,365.23	\$ 6,861,365.23	\$ 6,861,365.23
US Bank ²	Investment Safekeeping	3.61%	92,328.67	92,328.67	92,328.67
Petty Cash	Petty Cash at City Facilities	0.00%	12,470.00	12,470.00	12,470.00
Total Cash and Money Market Accounts		0.49%	6,966,163.90	6,966,163.90	6,966,163.90
Local Agency Investment Fund (LAIF)	Short-Term Investment	4.03%	4,165,138.80	4,165,138.80	4,165,138.80
California Asset Management Program (CAMP)	Short-Term Investment	3.95%	23,093,541.96	23,093,541.96	23,093,541.96
Managed Investment Portfolio					
U.S. Treasury Bonds / Notes	Medium-Term Investment	3.74%	28,139,463.90	28,523,746.08	28,700,156.51
U.S. Government Agency Securities	Medium-Term Investment	3.36%	349,287.90	379,916.74	377,608.14
U.S. Government Agency Collateralized Mortgage	Medium-Term Investment	4.56%	9,392,850.77	9,443,785.11	9,606,704.41
Supra-National Agency Bonds / Notes	Medium-Term Investment	4.49%	234,233.90	234,732.29	236,665.92
Municipal Bonds / Notes	Medium-Term Investment	3.36%	380,000.00	380,000.00	381,692.79
Corporate Notes	Medium-Term Investment	4.47%	11,987,661.30	12,012,443.02	12,161,198.80
Bank Note	Medium-Term Investment	5.10%	1,007,288.25	1,010,182.23	1,024,465.56
Certificates of Deposit	Medium-Term Investment	5.17%	705,000.00	705,000.00	712,403.55
Asset-Backed Securities	Medium-Term Investment	3.84%	48,459.10	48,460.64	48,452.78
Total Managed Investment Portfolio		4.10%	\$ 52,244,245.12	\$ 52,738,266.11	\$ 53,249,348.46
Total Pooled Investment Portfolio		3.76%	\$ 86,469,089.78	\$ 86,963,110.77	\$ 87,474,193.12
Fiscal Agent Money Market Accounts					
U.S. Bank Federated Government Obligation Fund	Successor Agency Bond Funds	3.62%	732.09	732.09	732.09
U.S. Bank Federated Government Obligation Fund	YL Redevelopment 1998 Bond Funds	3.21%	7,595.62	7,595.62	7,595.62
U.S. Bank Federated Government Obligation Fund	Library Bond Funds	3.62%	1,370.03	1,370.03	1,370.03
Total Fiscal Agent Money Market Accounts		3.30%	9,697.74	9,697.74	9,697.74
Total Cash and Investments			\$ 86,478,787.52	\$ 86,972,808.51	\$ 87,483,890.86

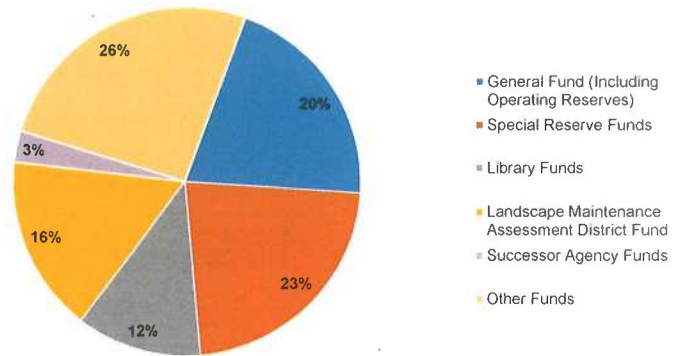
¹ Interest earned on the City's deposits with BMO is limited to the total amount of banking fees charged each month.

² This is the balance of the funds currently under management by the City's external investment advisor, PFM, that are not currently invested.

Composition of Pooled Investment Portfolio



Pooled Investment Portfolio Balances by Fund



It has been verified that the City's investment portfolio is in conformity with the City's investment policy. This Treasurer's Report accurately reflects all cash and investments of the City as of the month-ended date shown above. Cash on hand is projected to be adequate to fund all anticipated expenditures for the next six months.

Verified By:

Sophia Leung, Financial Services Manager

Approved By:

Donna Mullally, Finance Director / City Treasurer

Cash Balances by Fund ¹
December 31, 2025

Fund	Beginning Balance	Receipts	Disbursements	Ending Balance
General Fund and Special Reserve Funds				
101 General Fund (Including Operating Reserves)	\$ 12,248,354.84	\$ 8,456,873.76	\$ (3,469,956.05)	\$ 17,235,272.55
102 Special Reserve Funds	19,581,339.87	-	-	19,581,339.87
104 Donation	563,890.03	-	-	563,890.03
Total General Fund and Special Reserve Funds	32,393,584.74	8,456,873.76	(3,469,956.05)	37,380,502.45
Library Special Revenue Funds				
202 Library Fund	4,782,740.52	3,137,605.80	(351,787.35)	7,568,558.97
203 Library Reserve Fund	2,691,870.02	-	-	2,691,870.02
204 Library Bond Fund	254.81	-	-	254.81
Total Library Special Revenue Funds	7,474,865.35	3,137,605.80	(351,787.35)	10,260,683.80
Other Special Revenue Funds				
201 Landscape Maintenance Assessment District Fund	9,862,280.65	5,071,891.81	(627,249.80)	14,306,922.66
205 Affordable Housing Fund	2,815,405.45	-	(1,840.80)	2,813,564.65
206 Mortgage Assistance Program Fund	89,639.22	-	-	89,639.22
207 Miscellaneous Grants Fund	(2,672,244.68)	-	-	(2,672,244.68)
208 Community Development Block Grant (CDBG) Fund	(69,446.40)	41,545.33	(11,600.82)	(39,501.89)
209 Air Quality Management District (AQMD) Fund	692,738.85	22,563.48	-	715,302.33
210 Public, Educational, and Government Access (PEG) Fund	367,761.37	-	-	367,761.37
211 Gas Tax Fund	3,257,386.87	168,970.01	-	3,426,356.88
212 Measure M Fund	1,473,670.83	-	-	1,473,670.83
213 Road Maintenance and Rehabilitation Fund	533,128.66	312,095.71	-	845,224.37
214 Traffic Safety Fund	22,760.64	3,842.68	-	26,603.32
215 Citizens' Option for Public Safety (COPS) Fund	142,193.40	26,512.54	-	168,705.94
216 SB-2 Fund	(574,730.00)	-	(321,604.00)	(896,334.00)
219 Opioid Fund	-	61,078.01	-	61,078.01
Total Other Special Revenue Funds	15,940,544.86	5,708,499.57	(962,295.42)	20,686,749.01
Capital Projects Funds				
401 Capital Improvements Fund	(90,637.33)	-	(292,270.22)	(382,907.55)
402 Park In-Lieu Fund	1,578,957.68	9,431.84	-	1,588,389.52
403 Master Plan of Drainage Fund	5,706,677.21	240,000.00	-	5,946,677.21
404 Traffic Mitigation Fund	430,282.42	1,200.00	-	431,482.42
405 Traffic Signal Improvement Fund	1,138,896.61	-	-	1,138,896.61
406 Parking In-Lieu Fund	31,262.00	-	-	31,262.00
407 Lighting & Signal Projects	707,665.30	-	-	707,665.30
Total Capital Projects Funds	9,503,103.89	250,631.84	(292,270.22)	9,461,465.51
Enterprise Funds				
501 Black Gold Golf Course Fund	2,966,710.50	1,124,129.36	(1,380,503.99)	2,710,335.87
503 BGGC Capital Reserve Fund	984,402.33	-	-	984,402.33
Total Enterprise Funds	3,951,112.83	1,124,129.36	(1,380,503.99)	3,694,738.20
Agency Funds				
701 Miscellaneous Trust & Agency Funds	2,187,053.26	35,192.07	(33,915.66)	2,188,329.67
702 Successor Agency Funds	2,558,029.49	23.65	-	2,558,053.14
Total Agency Funds	4,745,082.75	35,215.72	(33,915.66)	4,746,382.81
Investment Earnings and Amortization Pending Distribution ²	543,689.66	198,597.07	-	742,286.73
Total Cash - All Funds	\$ 74,551,984.08	\$ 18,911,553.12	\$ (6,490,728.69)	\$ 86,972,808.51

¹ The cash balances by fund shown in the table above are preliminary and may not reflect adjusting journal entries.

² Investment earnings and amortizations are recorded in a holding account monthly, but are allocated to the City's various Funds quarterly.



Customer Service
PO Box 11813
Harrisburg, PA 17108-1813

ACCOUNT STATEMENT

For the Month Ending
December 31, 2025

CITY OF YORBA LINDA

Client Management Team

Robert Montoya

Institutional Sales & Relationship Manager
633 W 5th Street, Suite/Floor 2560
Los Angeles, CA 90071
262-725-1090
robert.montoya@pfmam.com

Giancarlo Morales-Belletti

Portfolio Manager
213 Market Street
Harrisburg, PA 17101-2141
(717)-232-2723
moralesbellettig@pfmam.com

Rachael Miller

Client Consultant
213 Market Street
Harrisburg, PA 17101-2141
717-232-2723
millerr@pfmam.com

Contents

- Cover/Disclosures
- Summary Statement
- Individual Accounts

Accounts included in Statement

97480000 CITY OF YORBA LINDA

CITY OF YORBA LINDA
MS. SOPHIA LEUNG
4845 CASE LOMA AVENUE
YORBA LINDA, CA 92885

Online Access <https://www.pfmam.com> **Customer Service** 1-717-232-2723

Important Disclosures

Important Disclosures

This statement is for general information purposes only and is not intended to provide specific advice or recommendations. PFM Asset Management ("PFMAM") is a division of U.S. Bancorp Asset Management, Inc. ("USBAM"), a SEC-registered investment adviser. USBAM is direct subsidiary of U.S. Bank National Association ("U.S. Bank") and an indirect subsidiary of U.S. Bancorp. U.S. Bank is not responsible for and does not guarantee the products, services or performance of PFMAM. PFMAM maintains a written disclosure statement of our background and business experience. If you would like to receive a copy of our current disclosure statement, please contact Service Operations at the address below.

Proxy Voting PFMAM does not normally receive proxies to vote on behalf of its clients. However, it does on occasion receive consent requests. In the event a consent request is received the portfolio manager contacts the client and then proceeds according to their instructions. PFMAM's Proxy Voting Policy is available upon request by contacting Service Operations at the address below.

Questions About an Account PFMAM's monthly statement is intended to detail our investment advisory activity as well as the activity of any accounts held by clients in pools that are managed by PFMAM. The custodian bank maintains the control of assets and executes (i.e., settles) all investment transactions. The custodian statement is the official record of security and cash holdings and transactions. PFMAM recognizes that clients may use these reports to facilitate record keeping and that the custodian bank statement and the PFMAM statement should be reconciled and differences resolved. Many custodians use a settlement date basis which may result in the need to reconcile due to a timing difference.

Account Control PFMAM does not have the authority to withdraw funds from or deposit funds to the custodian outside the scope of services provided by PFMAM. Our clients retain responsibility for their internal accounting policies; implementing and enforcing internal controls and generating ledger entries or otherwise recording transactions.

Market Value Generally, PFMAM's market prices are derived from closing bid prices as of the last business day of the month as supplied by ICE Data Services. There may be differences in the values shown for investments due to accrued but uncollected income and the use of differing valuation sources and methods. Non-negotiable FDIC-insured bank certificates of deposit are priced at par. Although PFMAM believes the prices to be reliable, the values of the securities may not represent the prices at which the securities could have been bought or sold. Explanation of the valuation methods for a registered investment company or local government investment program is contained in the appropriate fund offering documentation or information statement.

Amortized Cost The original cost of the principal of the security is adjusted for the amount of the periodic reduction of any discount or premium from the purchase date until the date of the report. Discount or premium with respect to short term securities (those with less than one year to maturity at time of issuance) is amortized on a straightline basis. Such discount or premium with respect to longer term securities is amortized using the constant yield basis.

Tax Reporting Cost data and realized gains / losses are provided for informational purposes only. Please review for accuracy and consult your tax advisor to determine the tax consequences of your security transactions. PFMAM does not report such information to the IRS or other taxing authorities and is not responsible for the accuracy of such information that may be required to be reported to federal, state or other taxing authorities.

Financial Situation In order to better serve you, PFMAM should be promptly notified of any material change in your investment objective or financial situation.

Callable Securities Securities subject to redemption prior to maturity may be redeemed in whole or in part before maturity, which could affect the yield represented.

Portfolio The securities in this portfolio, including shares of mutual funds, are not guaranteed or otherwise protected by PFMAM, the FDIC (except for certain non-negotiable certificates of deposit) or any government agency. Investment in securities involves risks, including the possible loss of the amount invested. Actual settlement values, accrued interest, and amortized cost amounts may vary for securities subject to an adjustable interest rate or subject to principal paydowns. Any changes to the values shown may be reflected within the next monthly statement's beginning values.

Rating Information provided for ratings is based upon a good faith inquiry of selected sources, but its accuracy and completeness cannot be guaranteed.

Shares of some local government investment programs and TERM funds are distributed by representatives of USBAM's affiliate, U.S. Bancorp Investments, Inc. which is registered with the SEC as a broker/dealer and is a member of the Financial Industry Regulatory Authority ("FINRA") and the Municipal Securities Rulemaking Board ("MSRB"). You may reach the FINRA by calling the FINRA Hotline at 1-800-289-9999 or at the FINRA website address <https://www.finra.org/investors/investor-contacts>. A brochure describing the FINRA Regulation Public Disclosure Program is also available from FINRA upon request.

Key Terms and Definitions

Dividends on local government investment program funds consist of interest earned, plus any discount ratably amortized to the date of maturity, plus all realized gains and losses on the sale of securities prior to maturity, less ratably amortization of any premium and all accrued expenses to the fund. Dividends are accrued daily and may be paid either monthly or quarterly. The monthly earnings on this statement represent the estimated dividend accrued for the month for any program that distributes earnings on a quarterly basis. There is no guarantee that the estimated amount will be paid on the actual distribution date.

Current Yield is the net change, exclusive of capital changes and income other than investment income, in the value of a hypothetical fund account with a balance of one share over the seven-day base period including the statement date, expressed as a percentage of the value of one share (normally \$1.00 per share) at the beginning of the seven-day period. This resulting net change in account value is then annualized by multiplying it by

365 and dividing the result by 7. The yields quoted should not be considered a representation of the yield of the fund in the future, since the yield is not fixed. **Average maturity** represents the average maturity of all securities and investments of a portfolio, determined by multiplying the par or principal value of each security or investment by its maturity (days or years), summing the products, and dividing the sum by the total principal value of the portfolio. The stated maturity date of mortgage backed or callable securities are used in this statement. However the actual maturity of these securities could vary depending on the level or prepayments on the underlying mortgages or whether a callable security has or is still able to be called.

Monthly distribution yield represents the net change in the value of one share (normally \$1.00 per share) resulting from all dividends declared during the month by a fund expressed as a percentage of the value of one share at the beginning of the month. This resulting net change is then annualized by multiplying it by 365 and dividing it by the number of calendar days in the month.

YTM at Cost The yield to maturity at cost is the expected rate of return, based on the original cost, the annual interest receipts, maturity value and the time period from purchase date to maturity, stated as a percentage, on an annualized basis.

YTM at Market The yield to maturity at market is the rate of return, based on the current market value, the annual interest receipts, maturity value and the time period remaining until maturity, stated as a percentage, on an annualized basis.

Managed Account A portfolio of investments managed discretely by PFMAM according to the client's specific investment policy and requirements. The investments are directly owned by the client and held by the client's custodian.

Unsettled Trade A trade which has been executed however the final consummation of the security transaction and payment has not yet taken place.

Please review the detail pages of this statement carefully. If you think your statement is wrong, missing account information, or if you need more information about a transaction, please contact PFMAM within 60 days of receipt. If you have other concerns or questions regarding your account, or to request an updated copy of PFMAM's current disclosure statement, please contact a member of your client management team at PFMAM Service Operations at the address below.

PFM Asset Management
Attn: Service Operations
213 Market Street
Harrisburg, PA 17101

NOT FDIC INSURED NO BANK GUARANTEE MAY LOSE VALUE

Managed Account Summary Statement

For the Month Ending **December 31, 2025**

CITY OF YORBA LINDA - 97480000

Transaction Summary - Managed Account

Opening Market Value	\$52,883,007.22
Maturities/Calls	(20,223.64)
Principal Dispositions	(2,288,375.92)
Principal Acquisitions	2,709,675.60
Unsettled Trades	0.00
Change in Current Value	(34,734.80)
Closing Market Value	\$53,249,348.46

Cash Transactions Summary - Managed Account

Maturities/Calls	0.00
Sale Proceeds	2,299,440.03
Coupon/Interest/Dividend Income	106,940.90
Principal Payments	20,223.64
Security Purchases	(3,055,835.04)
Net Cash Contribution	(535.47)
Reconciling Transactions	0.00

Earnings Reconciliation (Cash Basis) - Managed Account

Interest/Dividends/Coupons Received	118,005.01
Less Purchased Interest Related to Interest/Coupons	(8,203.07)
Plus Net Realized Gains/Losses	50,619.40
Total Cash Basis Earnings	\$160,421.34

Cash Balance

Closing Cash Balance **\$92,328.67**

Earnings Reconciliation (Accrual Basis)

	Total
Ending Amortized Value of Securities	52,738,266.11
Ending Accrued Interest	380,411.24
Plus Proceeds from Sales	2,299,440.03
Plus Proceeds of Maturities/Calls/Principal Payments	20,223.64
Plus Coupons/Dividends Received	106,940.90
Less Cost of New Purchases	(2,717,723.64)
Less Beginning Amortized Value of Securities	(52,301,843.82)
Less Beginning Accrued Interest	(335,212.73)
Total Accrual Basis Earnings	\$190,501.73

Portfolio Summary and Statistics

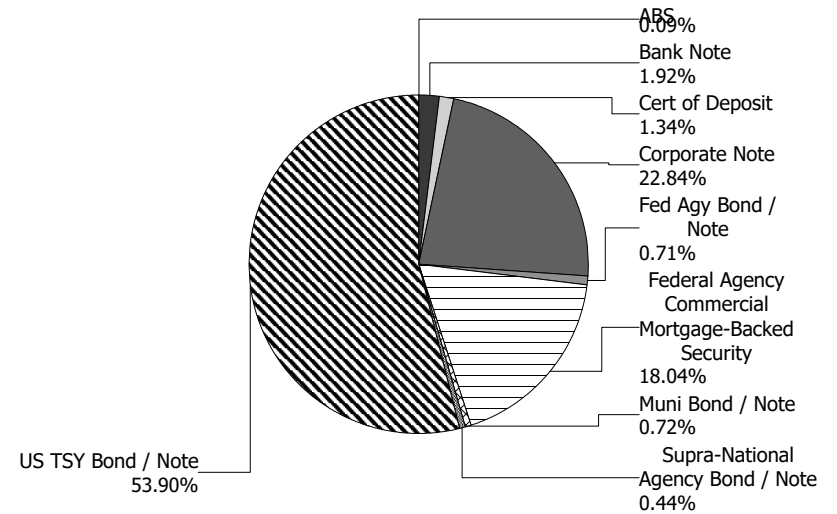
For the Month Ending **December 31, 2025**

CITY OF YORBA LINDA - 97480000

Account Summary

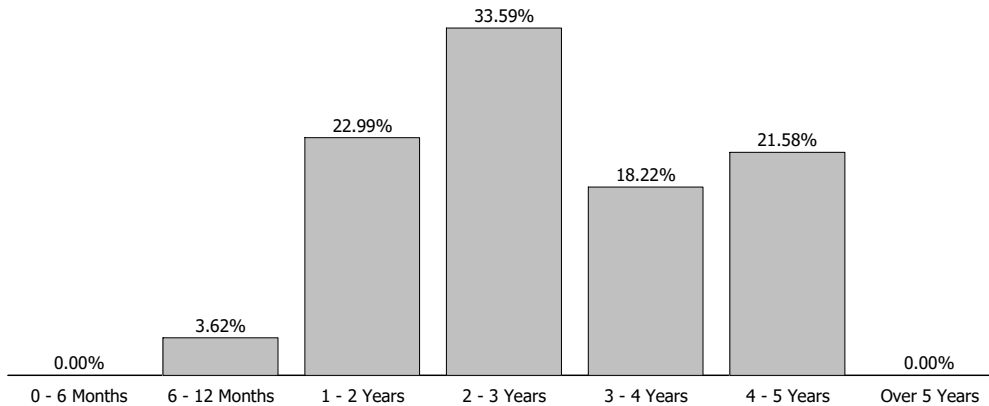
Description	Par Value	Market Value	Percent
U.S. Treasury Bond / Note	29,030,000.00	28,700,156.51	53.90
Supra-National Agency Bond / Note	235,000.00	236,665.92	0.44
Municipal Bond / Note	380,000.00	381,692.79	0.72
Federal Agency Commercial Mortgage-Backed Security	9,564,377.37	9,606,704.41	18.04
Federal Agency Bond / Note	390,000.00	377,608.14	0.71
Corporate Note	12,075,000.00	12,161,198.80	22.84
Certificate of Deposit	705,000.00	712,403.55	1.34
Bank Note	1,015,000.00	1,024,465.56	1.92
Asset-Backed Security	48,461.24	48,452.78	0.09
Managed Account Sub-Total	53,442,838.62	53,249,348.46	100.00%
Accrued Interest		380,411.24	
Total Portfolio	53,442,838.62	53,629,759.70	

Sector Allocation



Unsettled Trades **0.00** **0.00**

Maturity Distribution



Characteristics

Yield to Maturity at Cost	4.10%
Yield to Maturity at Market	3.71%
Weighted Average Days to Maturity	1021

Managed Account Issuer Summary

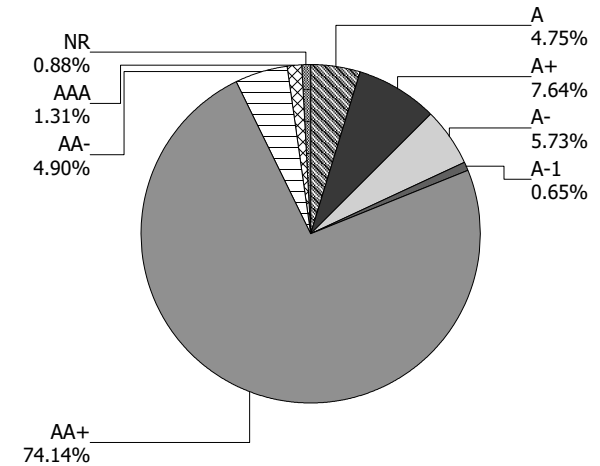
For the Month Ending **December 31, 2025**

CITY OF YORBA LINDA - 97480000

Issuer Summary

Issuer	Market Value of Holdings	Percent
Accenture PLC	371,340.14	0.70
Alphabet Inc	798,398.63	1.50
American Express Co	218,298.75	0.41
Analog Devices Inc	390,223.30	0.73
AstraZeneca PLC	339,996.07	0.64
Bank of America Corp	377,749.25	0.71
BlackRock Inc	407,119.98	0.76
BP PLC	254,942.50	0.48
California State University	111,014.97	0.21
Capital One Financial Corp	20,686.30	0.04
CarMax Inc	27,766.48	0.05
Charles Schwab Corp	246,055.75	0.46
Chevron Corp	446,842.88	0.84
Cintas Corp	155,769.42	0.29
Cisco Systems Inc	538,287.37	1.01
Citigroup Inc	509,726.75	0.96
Credit Agricole Group	368,128.05	0.69
Cummins Inc	25,194.85	0.05
Deere & Co	177,927.75	0.33
Eli Lilly & Co	306,996.96	0.58
Federal Home Loan Banks	377,608.14	0.71
Federal Home Loan Mortgage Corp	8,703,041.84	16.34
Federal National Mortgage Association	903,662.57	1.70
Groupe BPCE	344,275.50	0.65
Hershey Co	205,417.60	0.39
Home Depot Inc	379,340.28	0.71
Honda Motor Co Ltd	354,728.85	0.67
HSBC Holdings PLC	406,024.40	0.76
International Finance Corp	236,665.92	0.44
Johnson & Johnson	412,179.20	0.77
JPMorgan Chase & Co	421,346.80	0.79
Kenvue Inc	280,953.20	0.53

Credit Quality (S&P Ratings)



Managed Account Issuer Summary

For the Month Ending **December 31, 2025**

CITY OF YORBA LINDA - 97480000

Issuer	Market Value of Holdings	Percent
KLA Corp	395,897.04	0.74
Lockheed Martin Corp	253,900.00	0.48
Los Angeles Unified School District/CA	270,677.82	0.51
Merck & Co Inc	300,140.13	0.56
Meta Platforms Inc	265,559.94	0.50
Morgan Stanley	759,667.75	1.43
National Rural Utilities Cooperative Fi	195,445.58	0.37
Northern Trust Corp	399,223.15	0.75
Novartis AG	469,498.98	0.88
PACCAR Inc	115,537.63	0.22
Shell PLC	529,930.58	1.00
State Street Corp	708,657.71	1.33
Target Corp	65,760.18	0.12
Toyota Motor Corp	184,691.70	0.35
Truist Financial Corp	264,797.81	0.50
UBS Group AG	252,095.50	0.47
United States Treasury	28,700,156.51	53.89
Total	\$53,249,348.46	100.00%

Managed Account Detail of Securities Held

For the Month Ending **December 31, 2025**

CITY OF YORBA LINDA - 97480000

Security Type/Description	Dated Date/Coupon/Maturity	CUSIP	Par	S&P Rating	Moody's Rating	Trade Date	Settle Date	Original Cost	YTM at Cost	Accrued Interest	Amortized Cost	Market Value
U.S. Treasury Bond / Note												
US TREASURY N/B DTD 08/02/2021 0.625% 07/31/2026		91282CCP4	225,000.00	AA+	Aa1	01/04/22	01/05/22	217,854.49	1.34	588.49	224,096.10	221,225.63
US TREASURY N/B DTD 09/30/2021 0.875% 09/30/2026		91282CCZ2	1,000,000.00	AA+	Aa1	12/02/21	12/06/21	984,414.06	1.21	2,235.58	997,589.89	980,268.00
US TREASURY N/B DTD 11/30/2021 1.250% 11/30/2026		91282CDK4	125,000.00	AA+	Aa1	02/14/22	02/15/22	121,118.17	1.93	137.36	124,260.92	122,440.63
US TREASURY N/B DTD 01/16/2024 4.000% 01/15/2027		91282CJT9	120,000.00	AA+	Aa1	02/14/25	02/18/25	119,428.13	4.26	2,217.39	119,682.94	120,575.40
US TREASURY N/B DTD 01/31/2020 1.500% 01/31/2027		912828Z78	620,000.00	AA+	Aa1	12/01/23	12/05/23	568,292.97	4.36	3,891.85	602,285.97	606,752.46
US TREASURY N/B DTD 02/15/2017 2.250% 02/15/2027		912828V98	600,000.00	AA+	Aa1	07/05/22	07/06/22	584,296.88	2.86	5,099.18	596,179.06	591,703.20
US TREASURY N/B DTD 03/31/2022 2.500% 03/31/2027		91282CEF4	500,000.00	AA+	Aa1	03/01/24	03/05/24	473,046.88	4.40	3,193.68	489,084.11	493,808.50
US TREASURY N/B DTD 04/30/2020 0.500% 04/30/2027		912828ZN3	125,000.00	AA+	Aa1	05/05/22	05/11/22	110,996.09	2.94	107.04	121,265.62	120,190.38
US TREASURY N/B DTD 05/02/2022 2.750% 04/30/2027		91282CEN7	375,000.00	AA+	Aa1	05/03/22	05/04/22	371,367.19	2.96	1,766.23	374,034.97	371,367.38
US TREASURY N/B DTD 05/15/2017 2.375% 05/15/2027		912828X88	600,000.00	AA+	Aa1	07/05/22	07/06/22	585,539.06	2.91	1,850.14	595,932.35	590,953.20
US TREASURY N/B DTD 06/02/2025 3.875% 05/31/2027		91282CNE7	290,000.00	AA+	Aa1	07/21/25	07/22/25	290,011.33	3.87	987.91	290,009.08	291,483.93
US TREASURY N/B DTD 05/31/2022 2.625% 05/31/2027		91282CET4	390,000.00	AA+	Aa1	11/08/24	11/12/24	375,283.59	4.20	900.00	381,659.12	385,338.33
US TREASURY N/B DTD 06/01/2020 0.500% 05/31/2027		912828ZS2	675,000.00	AA+	Aa1	04/01/24	04/04/24	596,373.05	4.50	296.70	639,849.93	647,446.50
US TREASURY N/B DTD 06/30/2022 3.250% 06/30/2027		91282CEW7	350,000.00	AA+	Aa1	08/03/22	08/03/22	355,455.08	2.91	31.42	351,659.05	348,797.05

Managed Account Detail of Securities Held

For the Month Ending **December 31, 2025**

CITY OF YORBA LINDA - 97480000

Security Type/Description	CUSIP	Par	S&P Rating	Moody's Rating	Trade Date	Settle Date	Original Cost	YTM at Cost	Accrued Interest	Amortized Cost	Market Value
U.S. Treasury Bond / Note											
US TREASURY N/B DTD 08/01/2022 2.750% 07/31/2027	91282CFB2	500,000.00	AA+	Aa1	08/03/22	08/03/22	496,464.84	2.90	5,754.08	498,883.02	494,355.50
US TREASURY N/B DTD 08/31/2020 0.500% 08/31/2027	91282CAH4	430,000.00	AA+	Aa1	07/01/24	07/02/24	378,920.70	4.58	730.52	402,288.97	409,440.84
US TREASURY N/B DTD 08/31/2020 0.500% 08/31/2027	91282CAH4	480,000.00	AA+	Aa1	09/25/24	09/26/24	440,418.75	3.49	815.47	457,076.34	457,050.24
US TREASURY N/B DTD 08/31/2020 0.500% 08/31/2027	91282CAH4	1,200,000.00	AA+	Aa1	08/01/24	08/02/24	1,078,078.13	4.04	2,038.67	1,132,421.17	1,142,625.60
US TREASURY N/B DTD 09/30/2025 3.500% 09/30/2027	91282CPB1	285,000.00	AA+	Aa1	10/28/25	10/29/25	284,988.87	3.50	2,548.56	284,989.96	285,055.57
US TREASURY N/B DTD 09/30/2020 0.375% 09/30/2027	91282CAL5	600,000.00	AA+	Aa1	10/28/24	10/29/24	539,507.81	4.07	574.86	563,028.95	568,711.20
US TREASURY N/B DTD 10/31/2022 4.125% 10/31/2027	91282CFU0	100,000.00	AA+	Aa1	12/05/22	12/07/22	101,308.59	3.83	706.49	100,488.62	101,109.40
US TREASURY N/B DTD 10/31/2022 4.125% 10/31/2027	91282CFU0	500,000.00	AA+	Aa1	01/03/23	01/06/23	503,222.66	3.98	3,532.46	501,223.84	505,547.00
US TREASURY N/B DTD 11/15/2017 2.250% 11/15/2027	9128283F5	410,000.00	AA+	Aa1	12/03/24	12/05/24	388,843.36	4.13	1,197.72	396,275.33	400,903.33
US TREASURY N/B DTD 11/30/2022 3.875% 11/30/2027	91282CFZ9	420,000.00	AA+	Aa1	12/05/22	12/07/22	421,525.78	3.79	1,430.77	420,585.48	422,985.78
US TREASURY N/B DTD 01/31/2023 3.500% 01/31/2028	91282CGH8	450,000.00	AA+	Aa1	01/31/23	02/02/23	447,169.92	3.64	6,591.03	448,820.80	450,087.75
US TREASURY N/B DTD 02/15/2018 2.750% 02/15/2028	9128283W8	1,800,000.00	AA+	Aa1	08/29/24	09/03/24	1,742,203.13	3.75	18,697.01	1,763,570.10	1,772,859.60
US TREASURY N/B DTD 03/31/2023 3.625% 03/31/2028	91282CGT2	750,000.00	AA+	Aa1	05/02/23	05/03/23	754,335.94	3.50	6,946.26	751,981.87	751,992.00
US TREASURY N/B DTD 05/01/2023 3.500% 04/30/2028	91282CHA2	385,000.00	AA+	Aa1	05/01/23	05/03/23	383,105.08	3.61	2,307.87	384,116.95	384,939.94

Managed Account Detail of Securities Held

For the Month Ending **December 31, 2025**

CITY OF YORBA LINDA - 97480000

Security Type/Description Dated Date/Coupon/Maturity	CUSIP	Par	S&P Rating	Moody's Rating	Trade Date	Settle Date	Original Cost	YTM at Cost	Accrued Interest	Amortized Cost	Market Value
U.S. Treasury Bond / Note											
US TREASURY N/B DTD 05/15/2018 2.875% 05/15/2028	9128284N7	725,000.00	AA+	Aa1	05/18/23	05/24/23	698,548.83	3.68	2,706.23	712,414.60	714,662.95
US TREASURY N/B DTD 05/31/2023 3.625% 05/31/2028	91282CHE4	750,000.00	AA+	Aa1	06/01/23	06/02/23	747,480.47	3.70	2,390.11	748,783.72	751,962.75
US TREASURY N/B DTD 08/02/2021 1.000% 07/31/2028	91282CCR0	75,000.00	AA+	Aa1	10/08/24	10/10/24	67,423.83	3.88	313.86	69,742.63	70,371.08
US TREASURY N/B DTD 08/31/2023 4.375% 08/31/2028	91282CHX2	250,000.00	AA+	Aa1	09/12/23	09/14/23	249,433.59	4.43	3,716.33	249,696.02	255,283.25
US TREASURY N/B DTD 08/31/2023 4.375% 08/31/2028	91282CHX2	1,300,000.00	AA+	Aa1	11/01/24	11/05/24	1,308,277.34	4.19	19,324.93	1,305,904.89	1,327,472.90
US TREASURY N/B DTD 09/30/2021 1.250% 09/30/2028	91282CCY5	900,000.00	AA+	Aa1	12/02/24	12/05/24	807,925.78	4.18	2,874.31	832,386.07	846,597.60
US TREASURY N/B DTD 10/15/2025 3.500% 10/15/2028	91282CPC9	395,000.00	AA+	Aa1	12/02/25	12/03/25	394,598.83	3.54	2,962.50	394,610.46	394,598.68
US TREASURY N/B DTD 11/30/2021 1.500% 11/30/2028	91282CDL2	515,000.00	AA+	Aa1	01/02/24	01/04/24	458,732.23	3.97	679.12	481,591.01	486,071.42
US TREASURY N/B DTD 05/02/2022 2.875% 04/30/2029	91282CEM9	225,000.00	AA+	Aa1	10/09/24	10/10/24	215,340.82	3.91	1,107.91	217,780.99	220,025.48
US TREASURY N/B DTD 05/31/2024 4.500% 05/31/2029	91282CKT7	360,000.00	AA+	Aa1	12/11/24	12/12/24	365,793.75	4.10	1,424.18	364,518.19	370,350.00
US TREASURY N/B DTD 07/01/2024 4.250% 06/30/2029	91282CKX8	170,000.00	AA+	Aa1	07/18/25	07/21/25	172,171.48	3.90	19.96	171,942.66	173,592.61
US TREASURY N/B DTD 08/31/2022 3.125% 08/31/2029	91282CFJ5	1,500,000.00	AA+	Aa1	06/02/25	06/05/25	1,451,660.16	3.96	15,927.14	1,457,777.30	1,474,687.50
US TREASURY N/B DTD 09/30/2022 3.875% 09/30/2029	91282CFL0	235,000.00	AA+	Aa1	10/01/24	10/03/24	238,488.28	3.55	2,326.60	237,673.33	237,028.76
US TREASURY N/B DTD 10/31/2024 4.125% 10/31/2029	91282CLR0	500,000.00	AA+	Aa1	05/21/25	05/22/25	500,000.00	4.12	3,532.46	500,000.00	508,554.50

Managed Account Detail of Securities Held

For the Month Ending **December 31, 2025**

CITY OF YORBA LINDA - 97480000

Security Type/Description Dated Date/Coupon/Maturity	CUSIP	Par	S&P Rating	Moody's Rating	Trade Date	Settle Date	Original Cost	YTM at Cost	Accrued Interest	Amortized Cost	Market Value
U.S. Treasury Bond / Note											
US TREASURY N/B DTD 12/02/2024 4.125% 11/30/2029	91282CMA6	125,000.00	AA+	Aa1	07/18/25	07/21/25	126,054.69	3.91	453.30	125,954.30	127,158.25
US TREASURY N/B DTD 11/30/2022 3.875% 11/30/2029	91282CFY2	850,000.00	AA+	Aa1	02/03/25	02/07/25	833,132.81	4.34	2,895.60	836,026.09	857,105.15
US TREASURY N/B DTD 01/03/2023 3.875% 12/31/2029	91282CGB1	770,000.00	AA+	Aa1	01/02/25	01/07/25	753,396.88	4.36	82.42	756,399.70	776,527.29
US TREASURY N/B DTD 01/31/2023 3.500% 01/31/2030	91282CGJ4	20,000.00	AA+	Aa1	03/03/25	03/04/25	19,494.53	4.07	292.93	19,573.12	19,885.16
US TREASURY N/B DTD 02/18/2020 1.500% 02/15/2030	912828Z94	615,000.00	AA+	Aa1	04/01/25	04/03/25	550,160.74	3.90	3,484.44	559,346.07	564,887.34
US TREASURY N/B DTD 03/31/2023 3.625% 03/31/2030	91282CGS4	465,000.00	AA+	Aa1	05/12/25	05/13/25	455,064.26	4.11	4,306.68	456,255.63	464,128.13
US TREASURY N/B DTD 06/30/2023 3.750% 06/30/2030	91282CHJ3	900,000.00	AA+	Aa1	08/01/25	08/05/25	890,542.97	3.99	93.23	891,257.04	902,144.70
US TREASURY N/B DTD 07/31/2025 3.875% 07/31/2030	91282CNN7	930,000.00	AA+	Aa1	09/02/25	09/04/25	935,412.89	3.74	15,080.91	935,088.94	936,866.19
US TREASURY N/B DTD 08/31/2023 4.125% 08/31/2030	91282CHW4	90,000.00	AA+	Aa1	10/01/25	10/06/25	91,775.39	3.68	1,261.43	91,695.49	91,582.02
US TREASURY N/B DTD 10/02/2023 4.625% 09/30/2030	91282CHZ7	860,000.00	AA+	Aa1	11/03/25	11/06/25	894,467.19	3.72	10,162.29	893,475.90	893,661.26
US TREASURY N/B DTD 10/31/2025 3.625% 10/31/2030	91282CPD7	1,200,000.00	AA+	Aa1	12/01/25	12/04/25	1,200,515.63	3.61	7,450.28	1,200,511.42	1,194,937.20
Security Type Sub-Total		29,030,000.00					28,139,463.90	3.74	182,043.89	28,523,746.08	28,700,156.51
Supra-National Agency Bond / Note											
INTL FINANCE CORP DTD 12/06/2023 4.375% 01/15/2027	45950KDF4	235,000.00	AAA	Aaa	11/29/23	12/06/23	234,233.90	4.49	4,740.80	234,732.29	236,665.92
Security Type Sub-Total		235,000.00					234,233.90	4.49	4,740.80	234,732.29	236,665.92

Managed Account Detail of Securities Held

For the Month Ending **December 31, 2025**

CITY OF YORBA LINDA - 97480000

Security Type/Description Dated Date/Coupon/Maturity	CUSIP	Par	S&P Rating	Moody's Rating	Trade Date	Settle Date	Original Cost	YTM at Cost	Accrued Interest	Amortized Cost	Market Value
Municipal Bond / Note											
LOS ANGELES UN SD-B DTD 11/10/2021 1.455% 07/01/2026	544647FC9	150,000.00	NR	Aa2	10/28/21	11/10/21	150,000.00	1.46	1,091.25	150,000.00	148,419.90
CA ST UNIV TRUSTEES - DTD 08/09/2023 4.755% 11/01/2026	13077DTC6	110,000.00	AA-	Aa2	07/20/23	08/09/23	110,000.00	4.75	871.75	110,000.00	111,014.97
LOS ANGELES UNIF SD-B DTD 05/13/2025 4.423% 07/01/2028	544647KY5	120,000.00	NR	Aa2	04/24/25	05/13/25	120,000.00	4.42	3,361.48	120,000.00	122,257.92
Security Type Sub-Total		380,000.00					380,000.00	3.36	5,324.48	380,000.00	381,692.79
Federal Agency Commercial Mortgage-Backed Security											
FHMS K065 A2 DTD 07/01/2017 3.243% 04/01/2027	3137F1G44	500,000.00	AA+	Aa1	06/08/23	06/13/23	479,121.09	4.42	1,351.25	492,890.37	496,308.50
FHMS K070 A2 DTD 12/01/2017 3.303% 11/01/2027	3137FCJK1	255,000.00	AA+	Aa1	07/01/24	07/05/24	242,279.88	4.90	701.89	247,581.86	252,634.11
FNA 2018-M2 A2 DTD 02/01/2018 2.928% 01/01/2028	3136B0YM2	460,359.31	AA+	Aa1	04/03/25	04/08/25	447,303.81	4.07	1,123.28	450,551.69	452,227.06
FHMS K074 A2 DTD 03/01/2018 3.600% 01/01/2028	3137F4D41	499,482.23	AA+	Aa1	07/19/24	07/24/24	482,605.20	4.64	1,498.45	489,162.18	497,100.20
FHMS KJ48 A1 DTD 12/01/2023 4.858% 05/01/2028	3137HBC69	359,392.38	AA+	Aa1	12/06/23	12/14/23	359,389.50	4.86	1,454.94	359,391.56	365,593.33
FHMS KJ46 A1 DTD 07/01/2023 4.777% 06/01/2028	3137HAD45	371,442.28	AA+	Aa1	07/19/23	07/27/23	371,432.98	4.78	1,478.65	371,437.57	374,701.31
FHMS K505 A2 DTD 07/01/2023 4.819% 06/01/2028	3137HACX2	465,000.00	AA+	Aa1	07/13/23	07/20/23	469,644.42	4.59	1,867.36	467,339.22	474,375.80
FNA 2023-M6 A2 DTD 07/01/2023 4.181% 07/01/2028	3136BODE6	448,636.91	AA+	Aa1	07/18/23	07/31/23	441,031.12	4.58	1,563.13	444,719.55	451,435.51
FHMS K508 A2 DTD 10/01/2023 4.740% 08/01/2028	3137HAO74	455,000.00	AA+	Aa1	10/11/23	10/19/23	445,019.12	5.25	1,797.25	449,218.29	464,460.82
FHMS K506 A2 DTD 09/01/2023 4.650% 08/01/2028	3137HAMH6	470,000.00	AA+	Aa1	09/07/23	09/14/23	463,047.29	4.99	1,821.25	466,052.73	477,874.85

Managed Account Detail of Securities Held

For the Month Ending **December 31, 2025**

CITY OF YORBA LINDA - 97480000

Security Type/Description	Dated Date/Coupon/Maturity	CUSIP	Par	S&P Rating	Moody's Rating	Trade Date	Settle Date	Original Cost	YTM at Cost	Accrued Interest	Amortized Cost	Market Value
Federal Agency Commercial Mortgage-Backed Security												
FHMS K509 A2 DTD 10/01/2023 4.850% 09/01/2028		3137HAST4	340,000.00	AA+	Aa1	10/25/23	10/31/23	329,159.78	5.60	1,374.17	333,476.26	348,396.64
FHMS K507 A2 DTD 09/01/2023 4.800% 09/01/2028		3137HAMS2	455,000.00	AA+	Aa1	09/20/23	09/28/23	449,561.39	5.07	1,820.00	451,797.02	464,579.57
FHMS K510 A2 DTD 11/01/2023 5.069% 10/01/2028		3137HB3D4	175,000.00	AA+	Aa1	11/14/23	11/21/23	174,494.08	5.14	739.23	174,694.67	179,934.13
FHMS K511 A2 DTD 12/01/2023 4.860% 10/01/2028		3137HB3G7	265,000.00	AA+	Aa1	11/28/23	12/07/23	264,238.66	4.93	1,073.25	264,537.66	271,333.50
FHMS K514 A2 DTD 02/01/2024 4.572% 12/01/2028		3137HBLV4	500,000.00	AA+	Aa1	06/03/24	06/06/24	492,187.50	4.95	1,905.00	494,674.57	508,481.50
FHMS K749 A2 DTD 05/01/2022 2.120% 03/01/2029		3137H74P5	550,000.00	AA+	Aa1	04/10/25	04/15/25	508,298.83	4.20	971.67	515,284.82	523,269.45
FHMS K524 A2 DTD 07/01/2024 4.720% 05/01/2029		3137HDV56	395,000.00	AA+	Aa1	07/16/24	07/25/24	397,425.69	4.58	1,553.67	396,792.18	403,943.59
FHMS K522 A2 DTD 06/01/2024 4.803% 05/01/2029		3137HDJJ0	472,402.61	AA+	Aa1	06/05/24	06/13/24	472,401.20	4.80	1,890.79	472,402.61	483,951.44
FHMS K526 A2 DTD 08/01/2024 4.543% 07/01/2029		3137HDXL9	440,000.00	AA+	Aa1	08/07/24	08/15/24	444,115.76	4.33	1,665.77	443,060.19	447,773.04
FHMS K528 A2 DTD 09/01/2024 4.508% 07/01/2029		3137HFNZ4	500,000.00	AA+	Aa1	10/22/24	10/25/24	500,742.19	4.47	1,878.33	500,581.72	508,447.50
FHMS K529 A2 DTD 10/01/2024 4.791% 09/01/2029		3137HH6C0	295,000.00	AA+	Aa1	10/08/24	10/16/24	300,896.17	4.34	1,177.79	299,574.09	302,653.48
FHMS K124 A1 DTD 02/01/2021 0.964% 08/01/2030		3137F9CR0	557,661.66	AA+	Aa1	12/23/25	12/24/25	520,498.74	2.47	447.99	520,646.37	521,380.19
FHMS K551 A2 DTD 12/01/2025 4.165% 11/01/2030		3137HNWV6	335,000.00	AA+	Aa1	11/25/25	12/05/25	337,956.37	3.97	1,162.73	337,917.93	335,848.89
Security Type Sub-Total			9,564,377.37					9,392,850.77	4.56	32,317.84	9,443,785.11	9,606,704.41

Managed Account Detail of Securities Held

For the Month Ending **December 31, 2025**

CITY OF YORBA LINDA - 97480000

Security Type/Description	Dated Date/Coupon/Maturity	CUSIP	Par	S&P Rating	Moody's Rating	Trade Date	Settle Date	Original Cost	YTM at Cost	Accrued Interest	Amortized Cost	Market Value
Federal Agency Bond / Note												
FEDERAL HOME LOAN BANK (CALLABLE) DTD 02/10/2021 0.830% 02/10/2027		3130AKYH3	390,000.00	AA+	Aa1	08/18/22	08/19/22	349,287.90	3.36	1,267.83	379,916.74	377,608.14
Security Type Sub-Total			390,000.00					349,287.90	3.36	1,267.83	379,916.74	377,608.14
Corporate Note												
CHARLES SCHWAB CORP (CALLABLE) DTD 03/03/2022 2.450% 03/03/2027		808513BY0	250,000.00	A-	A2	11/01/22	11/03/22	223,595.00	5.20	2,007.64	242,857.11	246,055.75
CITIBANK NA (CALLABLE) DTD 05/29/2025 4.576% 05/29/2027		17325FBN7	250,000.00	A+	Aa3	05/22/25	05/29/25	250,057.50	4.56	1,016.89	250,040.46	252,549.50
AMERICAN HONDA FINANCE DTD 07/10/2024 4.900% 07/09/2027		02665WFK2	110,000.00	A-	A3	07/08/24	07/10/24	109,858.10	4.95	2,575.22	109,925.41	111,486.21
AMERICAN HONDA FINANCE DTD 07/10/2024 4.900% 07/09/2027		02665WFK2	240,000.00	A-	A3	08/22/24	08/23/24	243,309.60	4.38	5,618.67	241,802.52	243,242.64
BP CAP MARKETS AMERICA (CALLABLE) DTD 05/17/2024 5.017% 11/17/2027		10373OBY5	250,000.00	A-	A1	05/16/24	05/20/24	250,007.50	5.02	1,532.97	250,004.24	254,942.50
UBS AG STAMFORD CT (CALLABLE) DTD 01/10/2025 4.864% 01/10/2028		90261AAD4	250,000.00	A+	Aa2	01/06/25	01/10/25	250,000.00	4.86	5,776.00	250,000.00	252,095.50
JPMORGAN CHASE & CO (CALLABLE) DTD 01/23/2024 5.040% 01/23/2028		46647PEA0	200,000.00	A	A1	01/16/24	01/23/24	200,000.00	5.04	4,424.00	200,000.00	202,069.80
CISCO SYSTEMS INC (CALLABLE) DTD 02/24/2025 4.550% 02/24/2028		17275RBW1	120,000.00	AA-	A1	02/20/25	02/24/25	119,990.40	4.55	1,926.17	119,993.20	121,949.40
CHEVRON USA INC (CALLABLE) DTD 02/26/2025 4.475% 02/26/2028		166756BB1	440,000.00	AA-	Aa2	02/24/25	02/26/25	440,000.00	4.48	6,836.81	440,000.00	446,842.88
STATE STREET CORP (CALLABLE) DTD 02/28/2025 4.536% 02/28/2028		857477CU5	320,000.00	A	Aa3	02/25/25	02/28/25	320,000.00	4.54	4,959.36	320,000.00	324,907.84
KENVUE INC (CALLABLE) DTD 10/17/2023 5.050% 03/22/2028		49177JAF9	275,000.00	A	A2	06/27/25	06/30/25	281,492.75	4.12	3,819.06	280,311.24	280,953.20
JPMORGAN CHASE & CO (CALLABLE) DTD 04/22/2024 5.571% 04/22/2028		46647PEE2	215,000.00	A	A1	04/15/24	04/22/24	215,000.00	5.57	2,295.72	215,000.00	219,277.00

Managed Account Detail of Securities Held

For the Month Ending **December 31, 2025**

CITY OF YORBA LINDA - 97480000

Security Type/Description	CUSIP	Par	S&P Rating	Moody's Rating	Trade Date	Settle Date	Original Cost	YTM at Cost	Accrued Interest	Amortized Cost	Market Value
Corporate Note											
BANK OF AMERICA CORP (CALLABLE) DTD 04/24/2017 3.705% 04/24/2028	06051GGL7	125,000.00	A-	A1	04/16/25	04/17/25	122,366.25	4.46	861.93	122,951.68	124,432.75
CINTAS CORPORATION NO. 2 (CALLABLE) DTD 05/02/2025 4.200% 05/01/2028	17252MAR1	155,000.00	A-	A3	04/28/25	05/02/25	154,801.60	4.25	1,085.00	154,843.60	155,769.42
CUMMINS INC (CALLABLE) DTD 05/09/2025 4.250% 05/09/2028	231021AY2	25,000.00	A	A2	05/06/25	05/09/25	24,982.50	4.28	153.47	24,986.09	25,194.85
ASTRAZENECA FINANCE LLC (CALLABLE) DTD 05/28/2021 1.750% 05/28/2028	04636NAE3	200,000.00	A+	A1	05/06/25	05/07/25	185,772.00	4.26	320.83	188,646.22	191,122.40
HSBC USA INC DTD 06/03/2025 4.650% 06/03/2028	40428HR95	400,000.00	A-	A2	05/28/25	06/03/25	400,032.00	4.65	1,446.67	400,026.28	406,024.40
TARGET CORP (CALLABLE) DTD 06/10/2025 4.350% 06/15/2028	87612EBU9	65,000.00	A	A2	06/05/25	06/10/25	64,999.35	4.35	125.67	64,999.55	65,760.18
PACCAR FINANCIAL CORP DTD 11/07/2025 4.000% 11/07/2028	69371RU20	115,000.00	A+	A1	11/05/25	11/07/25	114,935.60	4.02	690.00	114,938.67	115,537.63
ALPHABET INC (CALLABLE) DTD 11/06/2025 3.875% 11/15/2028	02079KAV9	65,000.00	AA+	Aa2	11/03/25	11/06/25	64,944.10	3.91	384.81	64,946.82	65,317.07
ALPHABET INC (CALLABLE) DTD 11/06/2025 3.875% 11/15/2028	02079KAV9	465,000.00	AA+	Aa2	11/04/25	11/06/25	465,609.15	3.83	2,752.86	465,580.13	467,268.27
LOCKHEED MARTIN CORP (CALLABLE) DTD 01/29/2024 4.500% 02/15/2029	539830CC1	250,000.00	A-	A2	03/05/24	03/07/24	246,890.00	4.78	4,250.00	247,951.15	253,900.00
ASTRAZENECA FINANCE LLC (CALLABLE) DTD 02/26/2024 4.850% 02/26/2029	04636NAL7	145,000.00	A+	A1	02/21/24	02/26/24	144,847.75	4.87	2,441.84	144,899.88	148,873.67
MERCK & CO INC (CALLABLE) DTD 03/07/2019 3.400% 03/07/2029	58933YAX3	305,000.00	A+	Aa3	11/21/25	11/24/25	299,689.95	3.97	3,283.83	299,846.26	300,140.13
KLA CORP (CALLABLE) DTD 03/20/2019 4.100% 03/15/2029	482480AG5	395,000.00	A-	A2	11/13/25	11/14/25	395,264.65	4.08	4,768.53	395,255.04	395,897.04
AMERICAN EXPRESS CO (CALLABLE) DTD 04/25/2025 4.731% 04/25/2029	025816ED7	215,000.00	A-	A2	04/21/25	04/25/25	215,000.00	4.73	1,864.80	215,000.00	218,298.75

Managed Account Detail of Securities Held

For the Month Ending **December 31, 2025**

CITY OF YORBA LINDA - 97480000

Security Type/Description	CUSIP	Par	S&P Rating	Moody's Rating	Trade Date	Settle Date	Original Cost	YTM at Cost	Accrued Interest	Amortized Cost	Market Value
Corporate Note											
NORTHERN TRUST CORP (CALLABLE) DTD 05/03/2019 3.150% 05/03/2029	665859AU8	410,000.00	A+	A2	12/19/25	12/22/25	399,245.70	3.99	2,080.75	399,321.30	399,223.15
BANK OF AMERICA CORP (CALLABLE) DTD 05/09/2025 4.623% 05/09/2029	06051GMT3	250,000.00	A-	A1	05/06/25	05/09/25	250,000.00	4.62	1,669.42	250,000.00	253,316.50
HOME DEPOT INC (CALLABLE) DTD 06/25/2024 4.750% 06/25/2029	437076DC3	120,000.00	A	A2	06/17/24	06/25/24	119,226.00	4.90	95.00	119,441.37	123,029.28
HOME DEPOT INC (CALLABLE) DTD 06/25/2024 4.750% 06/25/2029	437076DC3	125,000.00	A	A2	06/18/24	06/25/24	124,601.25	4.82	98.96	124,712.60	128,155.50
HOME DEPOT INC (CALLABLE) DTD 06/25/2024 4.750% 06/25/2029	437076DC3	125,000.00	A	A2	06/18/24	06/25/24	124,631.25	4.82	98.96	124,734.37	128,155.50
ELI LILLY & CO (CALLABLE) DTD 08/14/2024 4.200% 08/14/2029	532457CO9	80,000.00	A+	Aa3	08/12/24	08/14/24	79,824.80	4.25	1,278.67	79,869.80	80,775.36
ACCENTURE CAPITAL INC (CALLABLE) DTD 10/04/2024 4.050% 10/04/2029	00440KAB9	170,000.00	AA-	Aa3	10/01/24	10/04/24	169,702.50	4.09	1,663.88	169,771.25	170,615.74
ACCENTURE CAPITAL INC (CALLABLE) DTD 10/04/2024 4.050% 10/04/2029	00440KAB9	200,000.00	AA-	Aa3	10/10/25	10/15/25	200,004.00	4.05	1,957.50	200,004.06	200,724.40
ELI LILLY & CO (CALLABLE) DTD 02/12/2025 4.750% 02/12/2030	532457CV8	220,000.00	A+	Aa3	02/10/25	02/12/25	219,874.60	4.76	4,034.86	219,895.12	226,221.60
CISCO SYSTEMS INC (CALLABLE) DTD 02/24/2025 4.750% 02/24/2030	17275RBX9	105,000.00	AA-	A1	02/19/25	02/24/25	104,921.25	4.77	1,759.48	104,933.56	107,939.47
HERSHEY COMPANY (CALLABLE) DTD 02/24/2025 4.750% 02/24/2030	427866BL1	200,000.00	A	A1	02/19/25	02/24/25	199,648.00	4.79	3,351.39	199,702.39	205,417.60
CISCO SYSTEMS INC (CALLABLE) DTD 02/24/2025 4.750% 02/24/2030	17275RBX9	300,000.00	AA-	A1	02/20/25	02/24/25	300,198.00	4.74	5,027.08	300,167.61	308,398.50
STATE STREET CORP (CALLABLE) DTD 02/28/2025 4.729% 02/28/2030	857477CW1	375,000.00	A	Aa3	02/25/25	02/28/25	375,000.00	4.73	6,059.03	375,000.00	383,749.87
JOHNSON & JOHNSON (CALLABLE) DTD 02/20/2025 4.700% 03/01/2030	478160DJ0	400,000.00	AAA	Aaa	03/03/25	03/04/25	405,156.00	4.41	6,266.67	404,364.19	412,179.20

Managed Account Detail of Securities Held

For the Month Ending **December 31, 2025**

CITY OF YORBA LINDA - 97480000

Security Type/Description Dated Date/Coupon/Maturity	CUSIP	Par	S&P Rating	Moody's Rating	Trade Date	Settle Date	Original Cost	YTM at Cost	Accrued Interest	Amortized Cost	Market Value
Corporate Note											
BLACKROCK INC (CALLABLE) DTD 01/27/2020 2.400% 04/30/2030	09247XAQ4	150,000.00	AA-	Aa3	06/27/25	06/30/25	137,664.00	4.30	610.00	138,833.02	140,386.20
BLACKROCK INC (CALLABLE) DTD 01/27/2020 2.400% 04/30/2030	09247XAQ4	285,000.00	AA-	Aa3	06/26/25	06/27/25	261,607.20	4.30	1,159.00	263,857.36	266,733.78
TOYOTA MOTOR CREDIT CORP DTD 05/15/2025 4.800% 05/15/2030	89236TNJ0	180,000.00	A+	A1	05/12/25	05/15/25	179,794.80	4.83	1,104.00	179,818.24	184,691.70
CITIBANK NA (CALLABLE) DTD 05/29/2025 4.914% 05/29/2030	17325FBP2	250,000.00	A+	Aa3	05/21/25	05/29/25	250,000.00	4.91	1,092.00	250,000.00	257,177.25
JOHN DEERE CAPITAL CORP DTD 06/05/2025 4.550% 06/05/2030	24422EYE3	175,000.00	A	A1	06/02/25	06/05/25	174,907.25	4.56	575.07	174,917.37	177,927.75
ANALOG DEVICES INC (CALLABLE) DTD 06/16/2025 4.500% 06/15/2030	032654BE4	385,000.00	A-	A2	06/12/25	06/16/25	384,661.20	4.52	770.00	384,695.49	390,223.30
NOVARTIS CAPITAL CORP (CALLABLE) DTD 11/05/2025 4.100% 11/05/2030	66989HAY4	470,000.00	AA-	Aa3	11/03/25	11/05/25	468,590.00	4.17	2,997.56	468,631.71	469,498.98
SHELL FINANCE US INC (CALLABLE) DTD 11/06/2025 4.125% 11/06/2030	822905AN5	175,000.00	A+	Aa2	11/03/25	11/06/25	174,328.00	4.21	1,102.86	174,347.20	174,977.08
SHELL FINANCE US INC (CALLABLE) DTD 11/06/2025 4.125% 11/06/2030	822905AN5	355,000.00	A+	Aa2	11/04/25	11/06/25	353,952.75	4.19	2,237.24	353,982.02	354,953.50
META PLATFORMS INC (CALLABLE) DTD 11/03/2025 4.200% 11/15/2030	30303MAB8	265,000.00	AA-	Aa3	11/07/25	11/17/25	265,898.35	4.12	1,793.17	265,878.46	265,559.94
ALPHABET INC (CALLABLE) DTD 11/06/2025 4.100% 11/15/2030	02079KAW7	265,000.00	AA+	Aa2	11/07/25	11/17/25	265,961.95	4.02	1,659.93	265,940.29	265,813.29
NATIONAL RURAL UTIL COOP (CALLABLE) DTD 12/10/2025 4.300% 12/10/2030	63743HGCO	195,000.00	NR	A2	12/01/25	12/10/25	194,816.70	4.32	489.13	194,818.69	195,445.58
Security Type Sub-Total		12,075,000.00					11,987,661.30	4.47	118,250.36	12,012,443.02	12,161,198.80
Certificate of Deposit											
NATIXIS NY BRANCH DTD 09/20/2023 5.610% 09/18/2026	63873OP65	340,000.00	A-1	P-1	09/18/23	09/20/23	340,000.00	5.61	5,563.25	340,000.00	344,275.50

Managed Account Detail of Securities Held

For the Month Ending **December 31, 2025**

CITY OF YORBA LINDA - 97480000

Security Type/Description Dated Date/Coupon/Maturity	CUSIP	Par	S&P Rating	Moody's Rating	Trade Date	Settle Date	Original Cost	YTM at Cost	Accrued Interest	Amortized Cost	Market Value
Certificate of Deposit											
CREDIT AGRICOLE CIB NY DTD 02/05/2024 4.760% 02/01/2027	22536DWD6	365,000.00	A+	A1	02/01/24	02/05/24	365,000.00	4.76	15,926.17	365,000.00	368,128.05
Security Type Sub-Total		705,000.00					705,000.00	5.17	21,489.42	705,000.00	712,403.55
Bank Note											
MORGAN STANLEY BANK NA (CALLABLE) DTD 01/18/2024 4.952% 01/14/2028	61690U8A1	500,000.00	A+	Aa3	04/30/24	05/03/24	492,900.00	5.38	11,485.89	495,917.79	504,680.00
MORGAN STANLEY BANK NA (CALLABLE) DTD 05/30/2024 5.504% 05/26/2028	61690U8B9	250,000.00	A+	Aa3	05/29/24	05/30/24	250,302.50	5.47	1,337.78	250,148.19	254,987.75
TRUIST BANK (CALLABLE) DTD 10/23/2025 4.136% 10/23/2029	89788JAH2	265,000.00	A	A3	11/07/25	11/10/25	264,085.75	4.23	2,070.30	264,116.25	264,797.81
Security Type Sub-Total		1,015,000.00					1,007,288.25	5.10	14,893.97	1,010,182.23	1,024,465.56
Asset-Backed Security											
CARMX 2022-3 A3 DTD 07/20/2022 3.970% 04/15/2027	14318MAD1	27,767.37	AAA	NR	07/12/22	07/20/22	27,766.71	3.97	48.99	27,767.19	27,766.48
COPAR 2022-2 A3 DTD 08/10/2022 3.660% 05/17/2027	14043GAD6	20,693.88	AAA	Aaa	08/02/22	08/10/22	20,692.39	3.66	33.66	20,693.45	20,686.30
Security Type Sub-Total		48,461.24					48,459.10	3.84	82.65	48,460.64	48,452.78
Managed Account Sub-Total		53,442,838.62					52,244,245.12	4.10	380,411.24	52,738,266.11	53,249,348.46
Securities Sub-Total		\$53,442,838.62					\$52,244,245.12	4.10%	\$380,411.24	\$52,738,266.11	\$53,249,348.46
Accrued Interest											\$380,411.24
Total Investments											\$53,629,759.70

Managed Account Fair Market Value & Analytics

For the Month Ending **December 31, 2025**

CITY OF YORBA LINDA - 97480000

Security Type/Description	Dated Date/Coupon/Maturity	CUSIP	Par	Broker	Next Call Date	Market Price	Market Value	Unreal G/L On Cost	Unreal G/L Amort Cost	Effective Duration	YTM at Mkt
U.S. Treasury Bond / Note											
US TREASURY N/B	DTD 08/02/2021 0.625% 07/31/2026	91282CCP4	225,000.00	GoldmanS		98.32	221,225.63	3,371.14	(2,870.47)	0.57	4.13
US TREASURY N/B	DTD 09/30/2021 0.875% 09/30/2026	91282CCZ2	1,000,000.00	MorganSt		98.03	980,268.00	(4,146.06)	(17,321.89)	0.74	3.68
US TREASURY N/B	DTD 11/30/2021 1.250% 11/30/2026	91282CDK4	125,000.00	BOFAML		97.95	122,440.63	1,322.46	(1,820.29)	0.90	3.66
US TREASURY N/B	DTD 01/16/2024 4.000% 01/15/2027	91282CJT9	120,000.00	Nomura		100.48	120,575.40	1,147.27	892.46	0.99	3.52
US TREASURY N/B	DTD 01/31/2020 1.500% 01/31/2027	912828Z78	620,000.00	Nomura		97.86	606,752.46	38,459.49	4,466.49	1.05	3.52
US TREASURY N/B	DTD 02/15/2017 2.250% 02/15/2027	912828V98	600,000.00	Barclays		98.62	591,703.20	7,406.32	(4,475.86)	1.09	3.49
US TREASURY N/B	DTD 03/31/2022 2.500% 03/31/2027	91282CEF4	500,000.00	MorganSt		98.76	493,808.50	20,761.62	4,724.39	1.21	3.50
US TREASURY N/B	DTD 04/30/2020 0.500% 04/30/2027	912828ZN3	125,000.00	Barclays		96.15	120,190.38	9,194.29	(1,075.24)	1.30	3.48
US TREASURY N/B	DTD 05/02/2022 2.750% 04/30/2027	91282CEN7	375,000.00	Citigrou		99.03	371,367.38	0.19	(2,667.59)	1.29	3.48
US TREASURY N/B	DTD 05/15/2017 2.375% 05/15/2027	912828X88	600,000.00	HSBC		98.49	590,953.20	5,414.14	(4,979.15)	1.33	3.49
US TREASURY N/B	DTD 06/02/2025 3.875% 05/31/2027	91282CNE7	290,000.00	Nomura		100.51	291,483.93	1,472.60	1,474.85	1.36	3.48
US TREASURY N/B	DTD 05/31/2022 2.625% 05/31/2027	91282CET4	390,000.00	BMO		98.80	385,338.33	10,054.74	3,679.21	1.37	3.48
US TREASURY N/B	DTD 06/01/2020 0.500% 05/31/2027	912828ZS2	675,000.00	MorganSt		95.92	647,446.50	51,073.45	7,596.57	1.39	3.48
US TREASURY N/B	DTD 06/30/2022 3.250% 06/30/2027	91282CEW7	350,000.00	GoldmanS		99.66	348,797.05	(6,658.03)	(2,862.00)	1.45	3.46
US TREASURY N/B	DTD 08/01/2022 2.750% 07/31/2027	91282CFB2	500,000.00	MorganSt		98.87	494,355.50	(2,109.34)	(4,527.52)	1.52	3.47
US TREASURY N/B	DTD 08/31/2020 0.500% 08/31/2027	91282CAH4	430,000.00	BMO		95.22	409,440.84	30,520.14	7,151.87	1.63	3.47
US TREASURY N/B	DTD 08/31/2020 0.500% 08/31/2027	91282CAH4	480,000.00	BMO		95.22	457,050.24	16,631.49	(26.10)	1.63	3.47

Managed Account Fair Market Value & Analytics

For the Month Ending **December 31, 2025**

CITY OF YORBA LINDA - 97480000

Security Type/Description				Next Call	Market	Market	Unreal G/L	Unreal G/L	Effective	YTM
Dated Date/Coupon/Maturity	CUSIP	Par	Broker	Date	Price	Value	On Cost	Amort Cost	Duration	at Mkt
U.S. Treasury Bond / Note										
US TREASURY N/B	91282CAH4	1,200,000.00	WellsFar		95.22	1,142,625.60	64,547.47	10,204.43	1.63	3.47
DTD 08/31/2020 0.500% 08/31/2027										
US TREASURY N/B	91282CPB1	285,000.00	BMO		100.02	285,055.57	66.70	65.61	1.67	3.46
DTD 09/30/2025 3.500% 09/30/2027										
US TREASURY N/B	91282CAL5	600,000.00	Nomura		94.79	568,711.20	29,203.39	5,682.25	1.72	3.46
DTD 09/30/2020 0.375% 09/30/2027										
US TREASURY N/B	91282CFU0	100,000.00	JPMorgan		101.11	101,109.40	(199.19)	620.78	1.74	3.47
DTD 10/31/2022 4.125% 10/31/2027										
US TREASURY N/B	91282CFU0	500,000.00	BOFAML		101.11	505,547.00	2,324.34	4,323.16	1.74	3.47
DTD 10/31/2022 4.125% 10/31/2027										
US TREASURY N/B	9128283F5	410,000.00	BMO		97.78	400,903.33	12,059.97	4,628.00	1.81	3.47
DTD 11/15/2017 2.250% 11/15/2027										
US TREASURY N/B	91282CFZ9	420,000.00	JPMorgan		100.71	422,985.78	1,460.00	2,400.30	1.83	3.46
DTD 11/30/2022 3.875% 11/30/2027										
US TREASURY N/B	91282CGH8	450,000.00	JPMorgan		100.02	450,087.75	2,917.83	1,266.95	1.96	3.46
DTD 01/31/2023 3.500% 01/31/2028										
US TREASURY N/B	9128283W8	1,800,000.00	SGAS		98.49	1,772,859.60	30,656.47	9,289.50	2.02	3.46
DTD 02/15/2018 2.750% 02/15/2028										
US TREASURY N/B	91282CGT2	750,000.00	JPMorgan		100.27	751,992.00	(2,343.94)	10.13	2.12	3.47
DTD 03/31/2023 3.625% 03/31/2028										
US TREASURY N/B	91282CHA2	385,000.00	CABRERA		99.98	384,939.94	1,834.86	822.99	2.21	3.47
DTD 05/01/2023 3.500% 04/30/2028										
US TREASURY N/B	9128284N7	725,000.00	BOFAML		98.57	714,662.95	16,114.12	2,248.35	2.26	3.47
DTD 05/15/2018 2.875% 05/15/2028										
US TREASURY N/B	91282CHE4	750,000.00	JPMorgan		100.26	751,962.75	4,482.28	3,179.03	2.29	3.48
DTD 05/31/2023 3.625% 05/31/2028										
US TREASURY N/B	91282CCR0	75,000.00	WellsFar		93.83	70,371.08	2,947.25	628.45	2.50	3.49
DTD 08/02/2021 1.000% 07/31/2028										
US TREASURY N/B	91282CHX2	250,000.00	Barclays		102.11	255,283.25	5,849.66	5,587.23	2.47	3.50
DTD 08/31/2023 4.375% 08/31/2028										
US TREASURY N/B	91282CHX2	1,300,000.00	Barclays		102.11	1,327,472.90	19,195.56	21,568.01	2.47	3.50
DTD 08/31/2023 4.375% 08/31/2028										
US TREASURY N/B	91282CCY5	900,000.00	Nomura		94.07	846,597.60	38,671.82	14,211.53	2.65	3.50
DTD 09/30/2021 1.250% 09/30/2028										

Managed Account Fair Market Value & Analytics

For the Month Ending **December 31, 2025**

CITY OF YORBA LINDA - 97480000

Security Type/Description	CUSIP	Par	Broker	Next Call Date	Market Price	Market Value	Unreal G/L On Cost	Unreal G/L Amort Cost	Effective Duration	YTM at Mkt
U.S. Treasury Bond / Note										
US TREASURY N/B DTD 10/15/2025 3.500% 10/15/2028	91282CPC9	395,000.00	WellsFar		99.90	394,598.68	(0.15)	(11.78)	2.62	3.50
US TREASURY N/B DTD 11/30/2021 1.500% 11/30/2028	91282CDL2	515,000.00	BNPPSA		94.38	486,071.42	27,339.19	4,480.41	2.81	3.51
US TREASURY N/B DTD 05/02/2022 2.875% 04/30/2029	91282CEM9	225,000.00	Citigrou		97.79	220,025.48	4,684.66	2,244.49	3.13	3.55
US TREASURY N/B DTD 05/31/2024 4.500% 05/31/2029	91282CKT7	360,000.00	JPMorgan		102.88	370,350.00	4,556.25	5,831.81	3.14	3.55
US TREASURY N/B DTD 07/01/2024 4.250% 06/30/2029	91282CKX8	170,000.00	BMO		102.11	173,592.61	1,421.13	1,649.95	3.23	3.56
US TREASURY N/B DTD 08/31/2022 3.125% 08/31/2029	91282CFJ5	1,500,000.00	Nomura		98.31	1,474,687.50	23,027.34	16,910.20	3.40	3.58
US TREASURY N/B DTD 09/30/2022 3.875% 09/30/2029	91282CFL0	235,000.00	Citigrou		100.86	237,028.76	(1,459.52)	(644.57)	3.43	3.58
US TREASURY N/B DTD 10/31/2024 4.125% 10/31/2029	91282CLR0	500,000.00	JPMorgan		101.71	508,554.50	8,554.50	8,554.50	3.50	3.59
US TREASURY N/B DTD 12/02/2024 4.125% 11/30/2029	91282CMA6	125,000.00	HSBC		101.73	127,158.25	1,103.56	1,203.95	3.58	3.60
US TREASURY N/B DTD 11/30/2022 3.875% 11/30/2029	91282CFY2	850,000.00	MorganSt		100.84	857,105.15	23,972.34	21,079.06	3.60	3.59
US TREASURY N/B DTD 01/03/2023 3.875% 12/31/2029	91282CGB1	770,000.00	Barclays		100.85	776,527.29	23,130.41	20,127.59	3.68	3.60
US TREASURY N/B DTD 01/31/2023 3.500% 01/31/2030	91282CGJ4	20,000.00	WellsFar		99.43	19,885.16	390.63	312.04	3.72	3.61
US TREASURY N/B DTD 02/18/2020 1.500% 02/15/2030	912828Z94	615,000.00	RBS		91.85	564,887.34	14,726.60	5,541.27	3.92	3.60
US TREASURY N/B DTD 03/31/2023 3.625% 03/31/2030	91282CGS4	465,000.00	BNP Sec		99.81	464,128.13	9,063.87	7,872.50	3.87	3.62
US TREASURY N/B DTD 06/30/2023 3.750% 06/30/2030	91282CHJ3	900,000.00	BMO		100.24	902,144.70	11,601.73	10,887.66	4.11	3.64
US TREASURY N/B DTD 07/31/2025 3.875% 07/31/2030	91282CNN7	930,000.00	BMO		100.74	936,866.19	1,453.30	1,777.25	4.11	3.65
US TREASURY N/B DTD 08/31/2023 4.125% 08/31/2030	91282CHW4	90,000.00	TD Secur		101.76	91,582.02	(193.37)	(113.47)	4.17	3.66

Managed Account Fair Market Value & Analytics

For the Month Ending **December 31, 2025**

CITY OF YORBA LINDA - 97480000

Security Type/Description Dated Date/Coupon/Maturity	CUSIP	Par	Broker	Next Call Date	Market Price	Market Value	Unreal G/L On Cost	Unreal G/L Amort Cost	Effective Duration	YTM at Mkt
U.S. Treasury Bond / Note										
US TREASURY N/B DTD 10/02/2023 4.625% 09/30/2030	91282CHZ7	860,000.00	WellsFar		103.91	893,661.26	(805.93)	185.36	4.21	3.66
US TREASURY N/B DTD 10/31/2025 3.625% 10/31/2030	91282CPD7	1,200,000.00	RBC Capi		99.58	1,194,937.20	(5,578.43)	(5,574.22)	4.38	3.67
Security Type Sub-Total		29,030,000.00				28,700,156.51	560,692.61	176,410.43	2.48	3.54
Supra-National Agency Bond / Note										
INTL FINANCE CORP DTD 12/06/2023 4.375% 01/15/2027	45950KDF4	235,000.00	WellsFar		100.71	236,665.92	2,432.02	1,933.63	0.99	3.65
Security Type Sub-Total		235,000.00				236,665.92	2,432.02	1,933.63	0.99	3.65
Municipal Bond / Note										
LOS ANGELES UN SD-B DTD 11/10/2021 1.455% 07/01/2026	544647FC9	150,000.00	Barclays		98.95	148,419.90	(1,580.10)	(1,580.10)	0.49	3.60
CA ST UNIV TRUSTEES - DTD 08/09/2023 4.755% 11/01/2026	13077DTC6	110,000.00	Barclays		100.92	111,014.97	1,014.97	1,014.97	0.81	3.62
LOS ANGELES UNIF SD-B DTD 05/13/2025 4.423% 07/01/2028	544647KY5	120,000.00	RaymondJ		101.88	122,257.92	2,257.92	2,257.92	2.35	3.60
Security Type Sub-Total		380,000.00				381,692.79	1,692.79	1,692.79	1.18	3.61
Federal Agency Commercial Mortgage-Backed Security										
FHMS K065 A2 DTD 07/01/2017 3.243% 04/01/2027	3137F1G44	500,000.00	Citigrou		99.26	496,308.50	17,187.41	3,418.13	1.19	3.68
FHMS K070 A2 DTD 12/01/2017 3.303% 11/01/2027	3137FCJK1	255,000.00	PNCBank		99.07	252,634.11	10,354.23	5,052.25	1.70	3.71
FNA 2018-M2 A2 DTD 02/01/2018 2.928% 01/01/2028	3136B0YM2	460,359.31	Citigrou		98.23	452,227.06	4,923.25	1,675.37	1.79	3.84
FHMS K074 A2 DTD 03/01/2018 3.600% 01/01/2028	3137F4D41	499,482.23	Barclays		99.52	497,100.20	14,495.00	7,938.02	1.90	3.72
FHMS KJ48 A1 DTD 12/01/2023 4.858% 05/01/2028	3137HBC69	359,392.38	JPMorgan		101.73	365,593.33	6,203.83	6,201.77	1.97	3.83

Managed Account Fair Market Value & Analytics

For the Month Ending **December 31, 2025**

CITY OF YORBA LINDA - 97480000

Security Type/Description	CUSIP	Par	Broker	Next Call Date	Market Price	Market Value	Unreal G/L On Cost	Unreal G/L Amort Cost	Effective Duration	YTM at Mkt
Federal Agency Commercial Mortgage-Backed Security										
FHMS KJ46 A1 DTD 07/01/2023 4.777% 06/01/2028	3137HAD45	371,442.28	JPMorgan		100.88	374,701.31	3,268.33	3,263.74	1.41	3.94
FHMS K505 A2 DTD 07/01/2023 4.819% 06/01/2028	3137HACX2	465,000.00	JPMorgan		102.02	474,375.80	4,731.38	7,036.58	2.21	3.77
FNA 2023-M6 A2 DTD 07/01/2023 4.181% 07/01/2028	3136BODE6	448,636.91	JPMorgan		100.62	451,435.51	10,404.39	6,715.96	2.34	3.79
FHMS K508 A2 DTD 10/01/2023 4.740% 08/01/2028	3137HAQ74	455,000.00	BMO		102.08	464,460.82	19,441.70	15,242.53	2.39	3.79
FHMS K506 A2 DTD 09/01/2023 4.650% 08/01/2028	3137HAMH6	470,000.00	WellsFar		101.68	477,874.85	14,827.56	11,822.12	2.36	3.81
FHMS K509 A2 DTD 10/01/2023 4.850% 09/01/2028	3137HAST4	340,000.00	MorganSt		102.47	348,396.64	19,236.86	14,920.38	2.47	3.73
FHMS K507 A2 DTD 09/01/2023 4.800% 09/01/2028	3137HAMS2	455,000.00	BOFAML		102.11	464,579.57	15,018.18	12,782.55	2.42	3.81
FHMS K510 A2 DTD 11/01/2023 5.069% 10/01/2028	3137HB3D4	175,000.00	JPMorgan		102.82	179,934.13	5,440.05	5,239.46	2.50	3.82
FHMS K511 A2 DTD 12/01/2023 4.860% 10/01/2028	3137HB3G7	265,000.00	BOFAML		102.39	271,333.50	7,094.84	6,795.84	2.53	3.80
FHMS K514 A2 DTD 02/01/2024 4.572% 12/01/2028	3137HBLV4	500,000.00	BMO		101.70	508,481.50	16,294.00	13,806.93	2.62	3.81
FHMS K749 A2 DTD 05/01/2022 2.120% 03/01/2029	3137H74P5	550,000.00	Barclays		95.14	523,269.45	14,970.62	7,984.63	2.85	3.78
FHMS K524 A2 DTD 07/01/2024 4.720% 05/01/2029	3137HDV56	395,000.00	PIER		102.26	403,943.59	6,517.90	7,151.41	3.06	3.88
FHMS K522 A2 DTD 06/01/2024 4.803% 05/01/2029	3137HDJJ0	472,402.61	MorganSt		102.44	483,951.44	11,550.24	11,548.83	2.93	3.87
FHMS K526 A2 DTD 08/01/2024 4.543% 07/01/2029	3137HDXL9	440,000.00	BMO		101.77	447,773.04	3,657.28	4,712.85	3.21	3.89
FHMS K528 A2 DTD 09/01/2024 4.508% 07/01/2029	3137HFNZ4	500,000.00	MorganSt		101.69	508,447.50	7,705.31	7,865.78	3.22	3.89
FHMS K529 A2 DTD 10/01/2024 4.791% 09/01/2029	3137HH6C0	295,000.00	MorganSt		102.59	302,653.48	1,757.31	3,079.39	3.32	3.92
FHMS K124 A1 DTD 02/01/2021 0.964% 08/01/2030	3137F9CR0	557,661.66	IFP		93.49	521,380.19	881.45	733.82	2.33	3.79

Managed Account Fair Market Value & Analytics

For the Month Ending **December 31, 2025**

CITY OF YORBA LINDA - 97480000

Security Type/Description	Dated Date/Coupon/Maturity	CUSIP	Par	Broker	Next Call Date	Market Price	Market Value	Unreal G/L On Cost	Unreal G/L Amort Cost	Effective Duration	YTM at Mkt
Federal Agency Commercial Mortgage-Backed Security											
FHMS K551 A2		3137HNWV6	335,000.00	BMO		100.25	335,848.89	(2,107.48)	(2,069.04)	4.34	4.02
DTD 12/01/2025 4.165% 11/01/2030											
Security Type Sub-Total			9,564,377.37				9,606,704.41	213,853.64	162,919.30	2.47	3.82
Federal Agency Bond / Note											
FEDERAL HOME LOAN BANK (CALLABLE)		3130AKYH3	390,000.00	TD Secur	02/10/26	96.82	377,608.14	28,320.24	(2,308.60)	1.08	3.78
DTD 02/10/2021 0.830% 02/10/2027											
Security Type Sub-Total			390,000.00				377,608.14	28,320.24	(2,308.60)	1.08	3.78
Corporate Note											
CHARLES SCHWAB CORP (CALLABLE)		808513BY0	250,000.00	Citigrou	02/03/27	98.42	246,055.75	22,460.75	3,198.64	1.12	3.83
DTD 03/03/2022 2.450% 03/03/2027											
CITIBANK NA (CALLABLE)		17325FBN7	250,000.00	CIDLY	04/29/27	101.02	252,549.50	2,492.00	2,509.04	1.29	3.80
DTD 05/29/2025 4.576% 05/29/2027											
AMERICAN HONDA FINANCE		02665WFK2	110,000.00	Barclays		101.35	111,486.21	1,628.11	1,560.80	1.42	3.96
DTD 07/10/2024 4.900% 07/09/2027											
AMERICAN HONDA FINANCE		02665WFK2	240,000.00	Deutsche		101.35	243,242.64	(66.96)	1,440.12	1.42	3.96
DTD 07/10/2024 4.900% 07/09/2027											
BP CAP MARKETS AMERICA (CALLABLE)		10373QBY5	250,000.00	BNP Sec	10/17/27	101.98	254,942.50	4,935.00	4,938.26	1.71	3.88
DTD 05/17/2024 5.017% 11/17/2027											
UBS AG STAMFORD CT (CALLABLE)		90261AAD4	250,000.00	UBSS	01/10/27	100.84	252,095.50	2,095.50	2,095.50	0.97	4.24
DTD 01/10/2025 4.864% 01/10/2028											
JPMORGAN CHASE & CO (CALLABLE)		46647PEA0	200,000.00	JPMorgan	01/23/27	101.03	202,069.80	2,069.80	2,069.80	1.00	4.48
DTD 01/23/2024 5.040% 01/23/2028											
CISCO SYSTEMS INC (CALLABLE)		17275RBW1	120,000.00	Deutsche	01/24/28	101.62	121,949.40	1,959.00	1,956.20	1.95	3.74
DTD 02/24/2025 4.550% 02/24/2028											
CHEVRON USA INC (CALLABLE)		166756BB1	440,000.00	JPMorgan	01/26/28	101.56	446,842.88	6,842.88	6,842.88	1.96	3.68
DTD 02/26/2025 4.475% 02/26/2028											
STATE STREET CORP (CALLABLE)		857477CU5	320,000.00	GoldmanS	01/28/28	101.53	324,907.84	4,907.84	4,907.84	1.96	3.75
DTD 02/28/2025 4.536% 02/28/2028											
KENVUE INC (CALLABLE)		49177JAF9	275,000.00	JPMorgan	02/22/28	102.16	280,953.20	(539.55)	641.96	2.01	3.99
DTD 10/17/2023 5.050% 03/22/2028											

Managed Account Fair Market Value & Analytics

For the Month Ending **December 31, 2025**

CITY OF YORBA LINDA - 97480000

Security Type/Description	CUSIP	Par	Broker	Next Call Date	Market Price	Market Value	Unreal G/L On Cost	Unreal G/L Amort Cost	Effective Duration	YTM at Mkt
Corporate Note										
JPMORGAN CHASE & CO (CALLABLE) DTD 04/22/2024 5.571% 04/22/2028	46647PEE2	215,000.00	JPMorgan	04/22/27	101.99	219,277.00	4,277.00	4,277.00	1.24	4.29
BANK OF AMERICA CORP (CALLABLE) DTD 04/24/2017 3.705% 04/24/2028	06051GGL7	125,000.00	Deutsche	04/24/27	99.55	124,432.75	2,066.50	1,481.07	1.26	4.63
CINTAS CORPORATION NO. 2 (CALLABLE) DTD 05/02/2025 4.200% 05/01/2028	17252MAR1	155,000.00	MUFG	04/01/28	100.50	155,769.42	967.82	925.82	2.15	3.94
CUMMINS INC (CALLABLE) DTD 05/09/2025 4.250% 05/09/2028	231021AY2	25,000.00	JPMorgan	04/09/28	100.78	25,194.85	212.35	208.76	2.17	3.86
ASTRAZENECA FINANCE LLC (CALLABLE) DTD 05/28/2021 1.750% 05/28/2028	04636NAE3	200,000.00	SMBC	03/28/28	95.56	191,122.40	5,350.40	2,476.18	2.31	3.72
HSBC USA INC DTD 06/03/2025 4.650% 06/03/2028	40428HR95	400,000.00	UBSS		101.51	406,024.40	5,992.40	5,998.12	2.27	3.95
TARGET CORP (CALLABLE) DTD 06/10/2025 4.350% 06/15/2028	87612EBU9	65,000.00	GoldmanS	05/15/28	101.17	65,760.18	760.83	760.63	2.26	3.82
PACCAR FINANCIAL CORP DTD 11/07/2025 4.000% 11/07/2028	69371RU20	115,000.00	MUFG		100.47	115,537.63	602.03	598.96	2.66	3.79
ALPHABET INC (CALLABLE) DTD 11/06/2025 3.875% 11/15/2028	02079KAV9	65,000.00	HSBC	10/15/28	100.49	65,317.07	372.97	370.25	2.65	3.66
ALPHABET INC (CALLABLE) DTD 11/06/2025 3.875% 11/15/2028	02079KAV9	465,000.00	JPMorgan	10/15/28	100.49	467,268.27	1,659.12	1,688.14	2.65	3.66
LOCKHEED MARTIN CORP (CALLABLE) DTD 01/29/2024 4.500% 02/15/2029	539830CC1	250,000.00	JPMorgan	01/15/29	101.56	253,900.00	7,010.00	5,948.85	2.81	3.91
ASTRAZENECA FINANCE LLC (CALLABLE) DTD 02/26/2024 4.850% 02/26/2029	04636NAL7	145,000.00	Citigrou	01/26/29	102.67	148,873.67	4,025.92	3,973.79	2.82	3.90
MERCK & CO INC (CALLABLE) DTD 03/07/2019 3.400% 03/07/2029	58933YAX3	305,000.00	GoldmanS	12/07/28	98.41	300,140.13	450.18	293.87	2.88	3.92
KLA CORP (CALLABLE) DTD 03/20/2019 4.100% 03/15/2029	482480AG5	395,000.00	JPMorgan	12/15/28	100.23	395,897.04	632.39	642.00	2.84	3.98
AMERICAN EXPRESS CO (CALLABLE) DTD 04/25/2025 4.731% 04/25/2029	025816ED7	215,000.00	MorganSt	04/25/28	101.53	218,298.75	3,298.75	3,298.75	2.16	4.30
NORTHERN TRUST CORP (CALLABLE) DTD 05/03/2019 3.150% 05/03/2029	665859AU8	410,000.00	HSBC	02/03/29	97.37	399,223.15	(22.55)	(98.15)	3.07	3.95
BANK OF AMERICA CORP (CALLABLE) DTD 05/09/2025 4.623% 05/09/2029	06051GMT3	250,000.00	BOFAML	05/09/28	101.33	253,316.50	3,316.50	3,316.50	2.20	4.25

Managed Account Fair Market Value & Analytics

For the Month Ending **December 31, 2025**

CITY OF YORBA LINDA - 97480000

Security Type/Description	CUSIP	Par	Broker	Next Call Date	Market Price	Market Value	Unreal G/L On Cost	Unreal G/L Amort Cost	Effective Duration	YTM at Mkt
Corporate Note										
HOME DEPOT INC (CALLABLE) DTD 06/25/2024 4.750% 06/25/2029	437076DC3	120,000.00	MorganSt	05/25/29	102.52	123,029.28	3,803.28	3,587.91	3.14	3.92
HOME DEPOT INC (CALLABLE) DTD 06/25/2024 4.750% 06/25/2029	437076DC3	125,000.00	HSBC	05/25/29	102.52	128,155.50	3,554.25	3,442.90	3.14	3.92
HOME DEPOT INC (CALLABLE) DTD 06/25/2024 4.750% 06/25/2029	437076DC3	125,000.00	MAXE	05/25/29	102.52	128,155.50	3,524.25	3,421.13	3.14	3.92
ELI LILLY & CO (CALLABLE) DTD 08/14/2024 4.200% 08/14/2029	532457CQ9	80,000.00	MorganSt	07/14/29	100.97	80,775.36	950.56	905.56	3.25	3.88
ACCENTURE CAPITAL INC (CALLABLE) DTD 10/04/2024 4.050% 10/04/2029	00440KAB9	170,000.00	JPMorgan	09/04/29	100.36	170,615.74	913.24	844.49	3.40	3.90
ACCENTURE CAPITAL INC (CALLABLE) DTD 10/04/2024 4.050% 10/04/2029	00440KAB9	200,000.00	JPMorgan	09/04/29	100.36	200,724.40	720.40	720.34	3.40	3.90
ELI LILLY & CO (CALLABLE) DTD 02/12/2025 4.750% 02/12/2030	532457CV8	220,000.00	GoldmanS	01/12/30	102.83	226,221.60	6,347.00	6,326.48	3.62	3.95
CISCO SYSTEMS INC (CALLABLE) DTD 02/24/2025 4.750% 02/24/2030	17275RBX9	105,000.00	WellsFar	01/24/30	102.80	107,939.47	3,018.22	3,005.91	3.66	3.96
HERSHEY COMPANY (CALLABLE) DTD 02/24/2025 4.750% 02/24/2030	427866BL1	200,000.00	JPMorgan	01/24/30	102.71	205,417.60	5,769.60	5,715.21	3.65	3.99
CISCO SYSTEMS INC (CALLABLE) DTD 02/24/2025 4.750% 02/24/2030	17275RBX9	300,000.00	CIDLY	01/24/30	102.80	308,398.50	8,200.50	8,230.89	3.66	3.96
STATE STREET CORP (CALLABLE) DTD 02/28/2025 4.729% 02/28/2030	857477CW1	375,000.00	GoldmanS	01/28/30	102.33	383,749.87	8,749.87	8,749.87	3.67	4.06
JOHNSON & JOHNSON (CALLABLE) DTD 02/20/2025 4.700% 03/01/2030	478160DJ0	400,000.00	JANE	02/01/30	103.04	412,179.20	7,023.20	7,815.01	3.68	3.85
BLACKROCK INC (CALLABLE) DTD 01/27/2020 2.400% 04/30/2030	09247XAO4	150,000.00	MorganSt	01/30/30	93.59	140,386.20	2,722.20	1,553.18	4.01	3.98
BLACKROCK INC (CALLABLE) DTD 01/27/2020 2.400% 04/30/2030	09247XAQ4	285,000.00	SUSQ	01/30/30	93.59	266,733.78	5,126.58	2,876.42	4.01	3.98
TOYOTA MOTOR CREDIT CORP DTD 05/15/2025 4.800% 05/15/2030	89236TNJ0	180,000.00	JPMorgan		102.61	184,691.70	4,896.90	4,873.46	3.90	4.10
CITIBANK NA (CALLABLE) DTD 05/29/2025 4.914% 05/29/2030	17325FBP2	250,000.00	Citigrou	04/29/30	102.87	257,177.25	7,177.25	7,177.25	3.90	4.15
JOHN DEERE CAPITAL CORP DTD 06/05/2025 4.550% 06/05/2030	24422EYE3	175,000.00	Citigrou		101.67	177,927.75	3,020.50	3,010.38	3.98	4.09

Managed Account Fair Market Value & Analytics

For the Month Ending **December 31, 2025**

CITY OF YORBA LINDA - 97480000

Security Type/Description	CUSIP	Par	Broker	Next Call Date	Market Price	Market Value	Unreal G/L On Cost	Unreal G/L Amort Cost	Effective Duration	YTM at Mkt
Corporate Note										
ANALOG DEVICES INC (CALLABLE) DTD 06/16/2025 4.500% 06/15/2030	032654BE4	385,000.00	BOFAML	05/15/30	101.36	390,223.30	5,562.10	5,527.81	3.97	4.11
NOVARTIS CAPITAL CORP (CALLABLE) DTD 11/05/2025 4.100% 11/05/2030	66989HAY4	470,000.00	JPMorgan	10/05/30	99.89	469,498.98	908.98	867.27	4.31	4.07
SHELL FINANCE US INC (CALLABLE) DTD 11/06/2025 4.125% 11/06/2030	822905AN5	175,000.00	MorganSt	10/06/30	99.99	174,977.08	649.08	629.88	4.31	4.05
SHELL FINANCE US INC (CALLABLE) DTD 11/06/2025 4.125% 11/06/2030	822905AN5	355,000.00	MorganSt	10/06/30	99.99	354,953.50	1,000.75	971.48	4.31	4.05
META PLATFORMS INC (CALLABLE) DTD 11/03/2025 4.200% 11/15/2030	30303MAB8	265,000.00	RBC Capi	10/15/30	100.21	265,559.94	(338.41)	(318.52)	4.32	4.09
ALPHABET INC (CALLABLE) DTD 11/06/2025 4.100% 11/15/2030	02079KAW7	265,000.00	BOFAML	10/15/30	100.31	265,813.29	(148.66)	(127.00)	4.34	3.99
NATIONAL RURAL UTIL COOP (CALLABLE) DTD 12/10/2025 4.300% 12/10/2030	63743HGC0	195,000.00	BMO	11/10/30	100.23	195,445.58	628.88	626.89	4.39	4.22
Security Type Sub-Total		12,075,000.00				12,161,198.80	173,537.50	148,755.78	2.92	3.98
Certificate of Deposit										
NATIXIS NY BRANCH DTD 09/20/2023 5.610% 09/18/2026	63873OP65	340,000.00	WellsFar		101.26	344,275.50	4,275.50	4,275.50	0.71	4.04
CREDIT AGRICOLE CIB NY DTD 02/05/2024 4.760% 02/01/2027	22536DWD6	365,000.00	CRAG		100.86	368,128.05	3,128.05	3,128.05	1.02	3.91
Security Type Sub-Total		705,000.00				712,403.55	7,403.55	7,403.55	0.87	3.97
Bank Note										
MORGAN STANLEY BANK NA (CALLABLE) DTD 01/18/2024 4.952% 01/14/2028	61690U8A1	500,000.00	JANE	01/14/27	100.94	504,680.00	11,780.00	8,762.21	0.98	4.42
MORGAN STANLEY BANK NA (CALLABLE) DTD 05/30/2024 5.504% 05/26/2028	61690U8B9	250,000.00	BOFAML	05/26/27	102.00	254,987.75	4,685.25	4,839.56	1.33	4.26
TRUIST BANK (CALLABLE) DTD 10/23/2025 4.136% 10/23/2029	89788JAH2	265,000.00	RBC Capi	10/23/28	99.92	264,797.81	712.06	681.56	2.62	4.27
Security Type Sub-Total		1,015,000.00				1,024,465.56	17,177.31	14,283.33	1.49	4.34

Managed Account Fair Market Value & Analytics

For the Month Ending **December 31, 2025**

CITY OF YORBA LINDA - 97480000

Security Type/Description Dated Date/Coupon/Maturity	CUSIP	Par	Broker	Next Call Date	Market Price	Market Value	Unreal G/L On Cost	Unreal G/L Amort Cost	Effective Duration	YTM at Mkt
Asset-Backed Security										
CARMX 2022-3 A3 DTD 07/20/2022 3.970% 04/15/2027	14318MAD1	27,767.37	RBC Capi		100.00	27,766.48	(0.23)	(0.71)	0.10	3.78
COPAR 2022-2 A3 DTD 08/10/2022 3.660% 05/17/2027	14043GAD6	20,693.88	JPMorgan		99.96	20,686.30	(6.09)	(7.15)	0.17	3.75
Security Type Sub-Total		48,461.24				48,452.78	(6.32)	(7.86)	0.13	3.77
Managed Account Sub-Total		53,442,838.62				53,249,348.46	1,005,103.34	511,082.35	2.51	3.71
Securities Sub-Total		\$53,442,838.62				\$53,249,348.46	\$1,005,103.34	\$511,082.35	2.51	3.71%
Accrued Interest						\$380,411.24				
Total Investments						\$53,629,759.70				

Managed Account Security Transactions & Interest

For the Month Ending **December 31, 2025**

CITY OF YORBA LINDA - 97480000

Transaction Type		Security Description	CUSIP	Par	Principal Proceeds	Accrued Interest	Total	Realized G/L Cost	Realized G/L Amort Cost	Sale Method
Trade	Settle									
BUY										
11/25/25	12/05/25	FHMS K551 A2 DTD 12/01/2025 4.165% 11/01/2030	3137HNWV6	335,000.00	(337,956.37)	(155.03)	(338,111.40)			
12/01/25	12/04/25	US TREASURY N/B DTD 10/31/2025 3.625% 10/31/2030	91282CPD7	1,200,000.00	(1,200,515.63)	(4,085.64)	(1,204,601.27)			
12/01/25	12/10/25	NATIONAL RURAL UTIL COOP (CALLABLE) DTD 12/10/2025 4.300% 12/10/2030	63743HGCO	195,000.00	(194,816.70)	0.00	(194,816.70)			
12/02/25	12/03/25	US TREASURY N/B DTD 10/15/2025 3.500% 10/15/2028	91282CPC9	395,000.00	(394,598.83)	(1,861.06)	(396,459.89)			
12/19/25	12/22/25	NORTHERN TRUST CORP (CALLABLE) DTD 05/03/2019 3.150% 05/03/2029	665859AU8	410,000.00	(399,245.70)	(1,757.88)	(401,003.58)			
12/23/25	12/24/25	FHMS K124 A1 DTD 02/01/2021 0.964% 08/01/2030	3137F9CR0	557,661.66	(520,498.74)	(343.46)	(520,842.20)			
Transaction Type Sub-Total				3,092,661.66	(3,047,631.97)	(8,203.07)	(3,055,835.04)			
INTEREST										
12/01/25	12/01/25	MONEY MARKET FUND DTD 01/01/2010 0.000% --	MONEY0002		0.00	1,452.69	1,452.69			
12/01/25	12/25/25	FHMS K526 A2 DTD 08/01/2024 4.543% 07/01/2029	3137HDXL9		0.00	1,665.77	1,665.77			
12/01/25	12/25/25	FHMS K524 A2 DTD 07/01/2024 4.720% 05/01/2029	3137HDV56		0.00	1,553.67	1,553.67			
12/01/25	12/25/25	FHMS K522 A2 DTD 06/01/2024 4.803% 05/01/2029	3137HDJJ0		0.00	1,891.02	1,891.02			
12/01/25	12/25/25	FNA 2018-M2 A2 DTD 02/01/2018 2.928% 01/01/2028	3136B0YM2		0.00	1,124.79	1,124.79			
12/01/25	12/25/25	FHMS K510 A2 DTD 11/01/2023 5.069% 10/01/2028	3137HB3D4		0.00	739.23	739.23			
12/01/25	12/25/25	FHMS KJ46 A1 DTD 07/01/2023 4.777% 06/01/2028	3137HAD45		0.00	1,480.71	1,480.71			
12/01/25	12/25/25	FHMS K064 A2 DTD 05/01/2017 3.224% 03/01/2027	3137BXOY1		0.00	1,329.90	1,329.90			
12/01/25	12/25/25	FHMS K509 A2 DTD 10/01/2023 4.850% 09/01/2028	3137HAST4		0.00	1,374.17	1,374.17			

Managed Account Security Transactions & Interest

For the Month Ending **December 31, 2025**

CITY OF YORBA LINDA - 97480000

Transaction Type		Security Description	CUSIP	Par	Principal Proceeds	Accrued Interest	Total	Realized G/L Cost	Realized G/L Amort Cost	Sale Method
Trade	Settle									
INTEREST										
12/01/25	12/25/25	FHMS K529 A2 DTD 10/01/2024 4.791% 09/01/2029	3137HH6C0		0.00	1,177.79	1,177.79			
12/01/25	12/25/25	FNA 2023-M6 A2 DTD 07/01/2023 4.181% 07/01/2028	3136BODE6		0.00	1,563.47	1,563.47			
12/01/25	12/25/25	FHMS K508 A2 DTD 10/01/2023 4.740% 08/01/2028	3137HAQ74		0.00	1,797.25	1,797.25			
12/01/25	12/25/25	FHMS K507 A2 DTD 09/01/2023 4.800% 09/01/2028	3137HAMS2		0.00	1,820.00	1,820.00			
12/01/25	12/25/25	FHMS K074 A2 DTD 03/01/2018 3.600% 01/01/2028	3137F4D41		0.00	1,500.00	1,500.00			
12/01/25	12/25/25	FHMS K505 A2 DTD 07/01/2023 4.819% 06/01/2028	3137HACX2		0.00	1,867.36	1,867.36			
12/01/25	12/25/25	FHMS K749 A2 DTD 05/01/2022 2.120% 03/01/2029	3137H74P5		0.00	971.67	971.67			
12/01/25	12/25/25	FHMS K070 A2 DTD 12/01/2017 3.303% 11/01/2027	3137FCJK1		0.00	701.89	701.89			
12/01/25	12/25/25	FHMS K065 A2 DTD 07/01/2017 3.243% 04/01/2027	3137F1G44		0.00	1,351.25	1,351.25			
12/01/25	12/25/25	FHMS KJ48 A1 DTD 12/01/2023 4.858% 05/01/2028	3137HBC69		0.00	1,459.94	1,459.94			
12/01/25	12/25/25	FHMS K506 A2 DTD 09/01/2023 4.650% 08/01/2028	3137HAMH6		0.00	1,821.25	1,821.25			
12/01/25	12/25/25	FHMS K528 A2 DTD 09/01/2024 4.508% 07/01/2029	3137HFNZ4		0.00	1,878.33	1,878.33			
12/01/25	12/25/25	FHMS K511 A2 DTD 12/01/2023 4.860% 10/01/2028	3137HB3G7		0.00	1,073.25	1,073.25			
12/01/25	12/25/25	FHMS K514 A2 DTD 02/01/2024 4.572% 12/01/2028	3137HBLV4		0.00	1,905.00	1,905.00			
12/03/25	12/03/25	HSBC USA INC DTD 06/03/2025 4.650% 06/03/2028	40428HR95		0.00	9,300.00	9,300.00			
12/05/25	12/05/25	JOHN DEERE CAPITAL CORP DTD 06/05/2025 4.550% 06/05/2030	24422EYE3		0.00	3,981.25	3,981.25			
12/15/25	12/15/25	TARGET CORP (CALLABLE) DTD 06/10/2025 4.350% 06/15/2028	87612EBU9		0.00	1,453.02	1,453.02			

Managed Account Security Transactions & Interest

For the Month Ending **December 31, 2025**

CITY OF YORBA LINDA - 97480000

Transaction Type		Security Description	CUSIP	Par	Principal Proceeds	Accrued Interest	Total	Realized G/L Cost	Realized G/L Amort Cost	Sale Method
Trade	Settle									
INTEREST										
12/15/25	12/15/25	CARMX 2022-3 A3 DTD 07/20/2022 3.970% 04/15/2027	14318MAD1		0.00	131.43	131.43			
12/15/25	12/15/25	ANALOG DEVICES INC (CALLABLE) DTD 06/16/2025 4.500% 06/15/2030	032654BE4		0.00	8,614.38	8,614.38			
12/15/25	12/15/25	COPAR 2022-2 A3 DTD 08/10/2022 3.660% 05/17/2027	14043GAD6		0.00	79.17	79.17			
12/25/25	12/25/25	HOME DEPOT INC (CALLABLE) DTD 06/25/2024 4.750% 06/25/2029	437076DC3		0.00	8,787.50	8,787.50			
12/31/25	12/31/25	US TREASURY N/B DTD 01/03/2023 3.875% 12/31/2029	91282CGB1		0.00	14,918.75	14,918.75			
12/31/25	12/31/25	US TREASURY N/B DTD 07/01/2024 4.250% 06/30/2029	91282CKX8		0.00	3,612.50	3,612.50			
12/31/25	12/31/25	US TREASURY N/B DTD 06/30/2023 3.750% 06/30/2030	91282CHJ3		0.00	16,875.00	16,875.00			
12/31/25	12/31/25	US TREASURY N/B DTD 06/30/2022 3.250% 06/30/2027	91282CEW7		0.00	5,687.50	5,687.50			

Transaction Type Sub-Total **0.00** **106,940.90** **106,940.90**

PAYDOWNS										
12/01/25	12/25/25	FHMS K074 A2 DTD 03/01/2018 3.600% 01/01/2028	3137F4D41	517.77	517.77	0.00	517.77	17.50	11.11	
12/01/25	12/25/25	FHMS K522 A2 DTD 06/01/2024 4.803% 05/01/2029	3137HDJJ0	56.64	56.64	0.00	56.64	0.00	0.00	
12/01/25	12/25/25	FHMS KJ46 A1 DTD 07/01/2023 4.777% 06/01/2028	3137HAD45	516.92	516.92	0.00	516.92	0.01	0.00	
12/01/25	12/25/25	FNA 2023-M6 A2 DTD 07/01/2023 4.181% 07/01/2028	3136BODE6	51.49	51.49	0.00	51.49	0.87	0.47	
12/01/25	12/25/25	FNA 2018-M2 A2 DTD 02/01/2018 2.928% 01/01/2028	3136B0YM2	621.70	621.70	0.00	621.70	17.63	13.75	
12/01/25	12/25/25	FHMS KJ48 A1 DTD 12/01/2023 4.858% 05/01/2028	3137HBC69	1,235.25	1,235.25	0.00	1,235.25	0.01	0.00	
12/15/25	12/15/25	CARMX 2022-3 A3 DTD 07/20/2022 3.970% 04/15/2027	14318MAD1	11,960.30	11,960.30	0.00	11,960.30	0.28	0.08	

Managed Account Security Transactions & Interest

For the Month Ending **December 31, 2025**

CITY OF YORBA LINDA - 97480000

Transaction Type		Security Description	CUSIP	Par	Principal Proceeds	Accrued Interest	Total	Realized G/L Cost	Realized G/L Amort Cost	Sale Method
Trade	Settle									
PAYDOWNS										
12/15/25	12/15/25	COPAR 2022-2 A3 DTD 08/10/2022 3.660% 05/17/2027	14043GAD6	5,263.57	5,263.57	0.00	5,263.57	0.38	0.11	
Transaction Type Sub-Total				20,223.64	20,223.64	0.00	20,223.64	36.68	25.52	
SELL										
12/01/25	12/04/25	GOLDMAN SACHS BANK USA (CALLABLE) DTD 05/21/2024 5.414% 05/21/2027	38151LAG5	190,000.00	191,117.20	371.46	191,488.66	1,117.20	1,117.20	FIFO
12/01/25	12/04/25	NATIONAL RURAL UTIL COOP (CALLABLE) DTD 02/07/2025 4.950% 02/07/2030	63743HFX5	165,000.00	169,903.80	2,654.44	172,558.24	5,156.25	5,118.39	FIFO
12/01/25	12/04/25	US TREASURY N/B DTD 08/15/2016 1.500% 08/15/2026	9128282A7	260,000.00	256,049.22	1,176.36	257,225.58	10,105.47	(1,572.17)	FIFO
12/01/25	12/04/25	FHMS K064 A2 DTD 05/01/2017 3.224% 03/01/2027	3137BXOY1	495,000.00	490,804.10	132.99	490,937.09	23,879.88	5,999.70	FIFO
12/02/25	12/03/25	COMCAST CORP (CALLABLE) DTD 10/05/2018 4.150% 10/15/2028	20030NCT6	400,000.00	401,568.00	2,213.33	403,781.33	1,012.00	1,025.31	FIFO
12/19/25	12/22/25	US TREASURY N/B DTD 02/29/2024 4.250% 02/28/2029	91282CKD2	240,000.00	245,025.00	3,183.98	248,208.98	4,190.62	4,392.23	FIFO
12/19/25	12/22/25	US TREASURY N/B DTD 08/02/2021 1.000% 07/31/2028	91282CCR0	20,000.00	18,756.25	78.26	18,834.51	776.56	172.17	FIFO
12/23/25	12/24/25	US TREASURY N/B DTD 08/02/2021 0.625% 07/31/2026	91282CCP4	25,000.00	24,566.41	61.99	24,628.40	360.36	(329.35)	FIFO
12/23/25	12/24/25	US TREASURY N/B DTD 08/31/2021 0.750% 08/31/2026	91282CCW9	500,000.00	490,585.94	1,191.30	491,777.24	3,984.38	(7,442.54)	FIFO
Transaction Type Sub-Total				2,295,000.00	2,288,375.92	11,064.11	2,299,440.03	50,582.72	8,480.94	
Managed Account Sub-Total					(739,032.41)	109,801.94	(629,230.47)	50,619.40	8,506.46	
Total Security Transactions					(739,032.41)	\$109,801.94	(\$629,230.47)	\$50,619.40	\$8,506.46	