



# QUARTER REPORT

JULY - SEPT  
2024



Presented to the Bridges at  
Kraemer Place Community  
Advisory Board

## Reporting Period

July 1, 2024 – September 30, 2024 (Quarter)

July 1, 2024 – September 30, 2024 (Current Fiscal Year)

July 1, 2023 – June 30, 2024 (Previous Fiscal Year)

## Number Served

	Quarter	Current FY	FY 2023-24
Number of Unduplicated Clients	309	309	598
Number of Exits	126	126	413
% of Service Capacity Goal (480 annual)		64%	125%

## Coordinated Entry System (CES) Statistics

Number of Active Clients on Community Queue	182
% of Active Clients on Community Queue	99%
Number of Active Clients Matched to a Housing Opportunity	3
% of Active Clients Matched to a Housing Opportunity	>1%
Total number of unduplicated individuals served <u>current fiscal year</u> who have received Permanent Supportive Housing (PSH) or Housing Choice Voucher (HCV) through the Coordinated Entry System	5
Total number of unduplicated individuals served <u>current fiscal year</u> who have received Rapid Re-Housing (RRH) through the Coordinated Entry System	0

*\*CES Chart represents clients active at the end of the reporting period*

## Bed Nights

	Current FY
Total number of shelter bed nights	16,670

## Program Exits - Summary

	Quarter	Current FY	FY 2023-24
<b>Positive Exits</b> <i>Permanent, Temporary, Institutions except Jail/Prison</i>	12	12	58
<b>Negative Exits</b> <i>Emergency Shelter, Streets, Jail/Prison</i>	78	78	146
<b>Unknown Exits</b> <i>Unknown, Deceased</i>	36	36	211

## Program Exits – Destination Detail

Benchmark: 30% of clients who exit to a known destination will exit to permanent housing.

Progress toward benchmark: 12% of clients who have exited to a known destination have exited to permanent housing.

Exits to Permanent Housing	Quarter	Current FY	FY 2023-24
	11	11	44
Rental by client, no ongoing housing subsidy	4	4	5
VASH Housing Subsidy	1	1	1
Rental by client, with other ongoing housing subsidy	0	0	1
Permanent Supportive Housing	4	4	6
Rental by client, with HCV (tenant or project based)	1	1	26
Staying or living with family, permanent tenure	1	1	3
Staying or living with friends, permanent tenure	0	0	0
Rental by client, with RRH or equivalent subsidy	0	0	0
Other permanent housing dedicated for formerly homeless persons	0	0	2

<b>Exits to Temporary Housing</b>	<b>Quarter</b>	<b>Current FY</b>	<b>FY 2023-24</b>
	<b>1</b>	<b>1</b>	<b>9</b>
Staying or living with family, temporary tenure	0	0	4
Staying or living with friends, temporary tenure	0	0	2
Host Home (non-crisis)	0	0	0
Transitional housing for homeless persons	1	1	0
Hotel or motel paid for without emergency shelter voucher	0	0	3
Residential project or halfway house with no homeless criteria	0	0	0

<b>Exits to Institutions</b>	<b>Quarter</b>	<b>Current FY</b>	<b>FY 2023-24</b>
	<b>0</b>	<b>0</b>	<b>10</b>
Foster care home or group foster care home	0	0	0
Psychiatric hospital or other psychiatric facility	0	0	0
Substance abuse treatment facility or detox center	0	0	1
Hospital or other residential non-psychiatric medical facility	0	0	1
Jail, prison, or juvenile detention facility	0	0	7
Long-term care facility or nursing home	0	0	1

<b>Exits to Homelessness</b>	<b>Quarter</b>	<b>Current FY</b>	<b>FY 2023-24</b>
	<b>78</b>	<b>78</b>	<b>139</b>
Emergency shelter, including hotel or motel paid for with emergency shelter voucher	3	3	8
Place not meant for habitation (e.g., a vehicle, an abandoned building, bus / train / subway station / airport or anywhere outside)	75	75	131

<b>Exits to Other Destinations</b>	<b>Quarter</b>	<b>Current FY</b>	<b>FY 2023-24</b>
	<b>36</b>	<b>36</b>	<b>211</b>
Deceased	1	1	3
Client Doesn't Know/Client Refused	0	0	1
Data Not Collected (no exit interview completed)	35	35	207

## **Increased Income**

	<b>Quarter</b>	<b>Current FY</b>	<b>FY 2023-24</b>
Participants with Increased Income (at Annual Assessment and/or Exit)	5	5	23

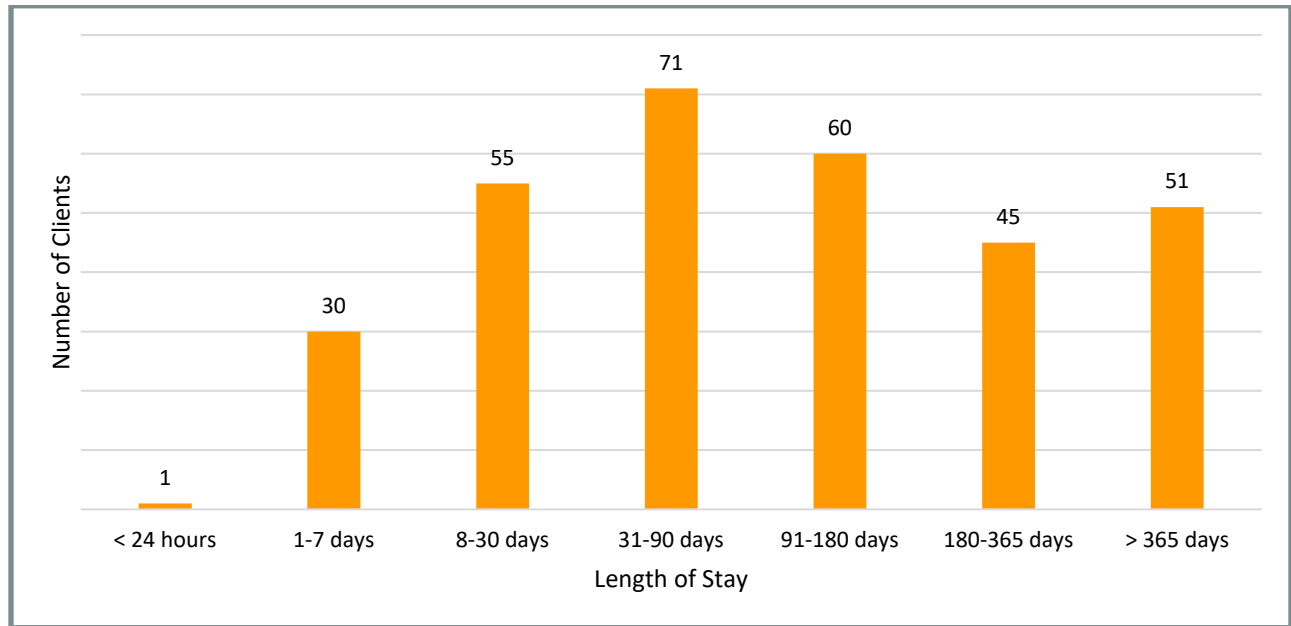
## Length of Stay – Current FY

Benchmark: National average for shelter stay is 151 days.

Progress toward benchmark: Shelter average is 211 days for the year.

Benchmark: Between July 2017 to June 2024, the average shelter stay at Bridges for successful housing placement is 245 days.

The average length of stay for a successful housing placement is currently: 165 days



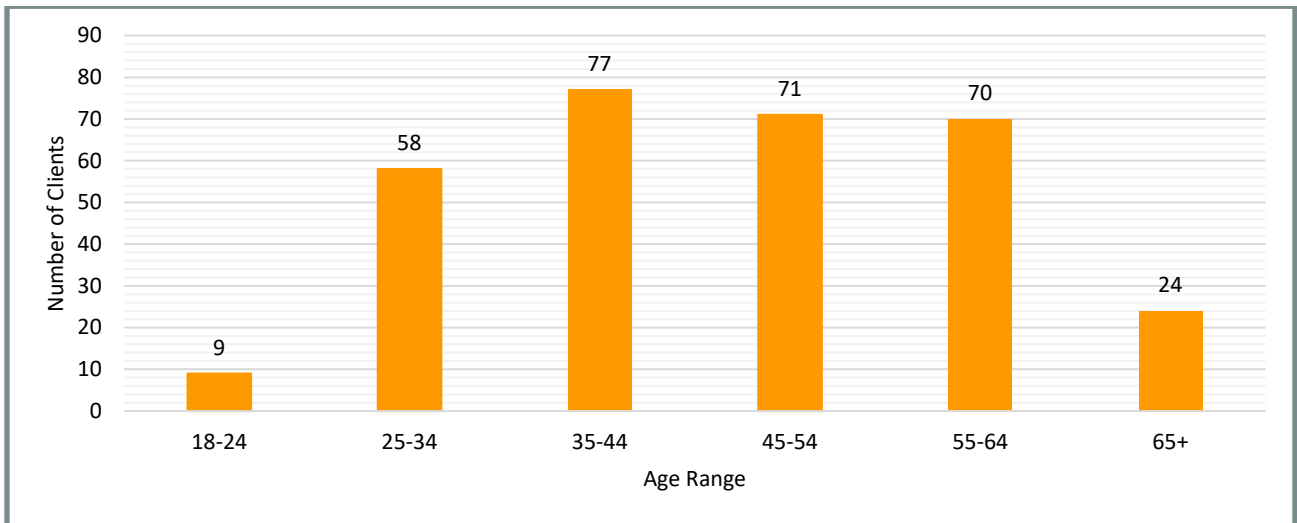
*\*The chart above may include duplicate client enrollments*

## Set Aside Beds

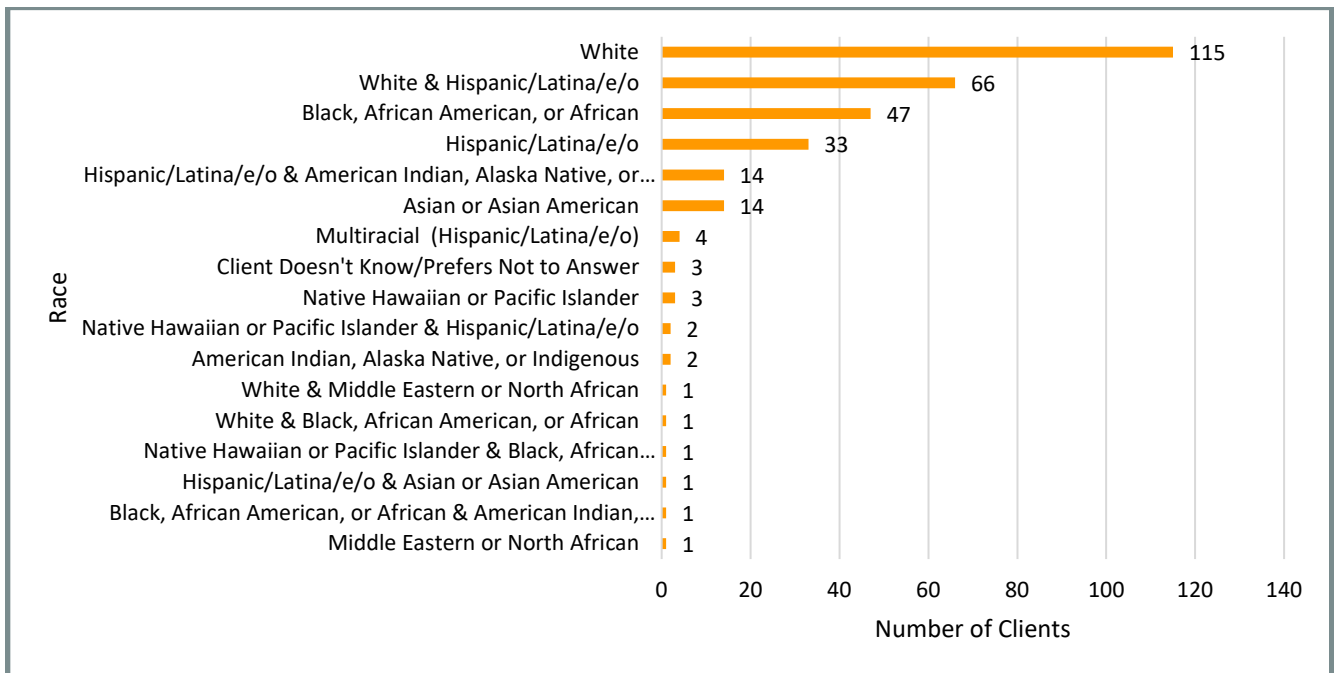
	Beds Available	Quarter Average Utilization
<b>MHSA Beds</b>	10	80%
<b>Law Enforcement Beds</b>	20	58%

# Client Demographics - YTD

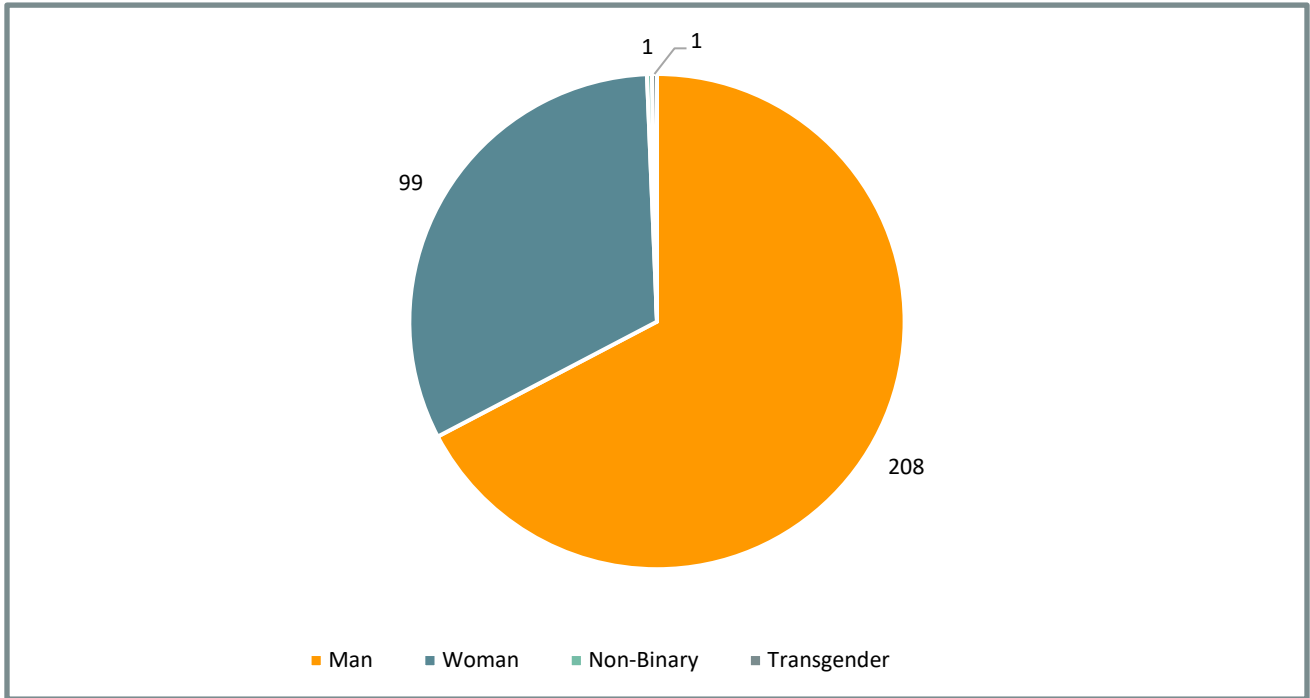
## Age



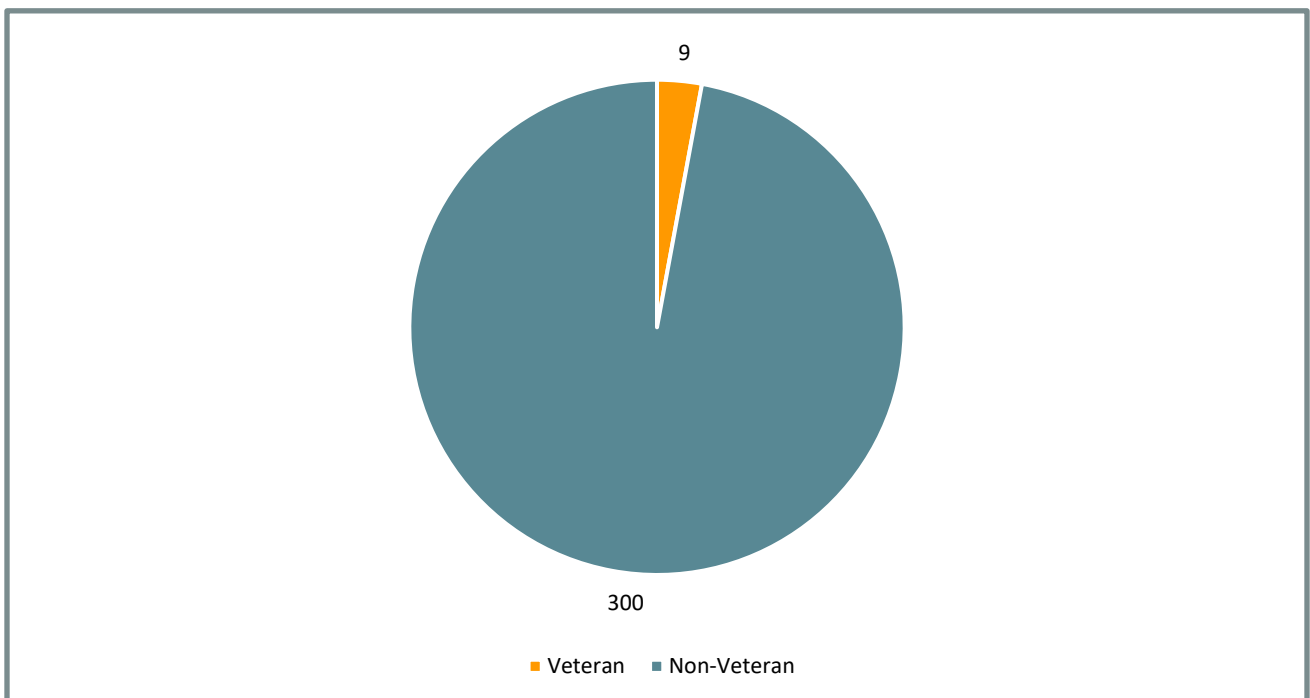
## Race and Ethnicity



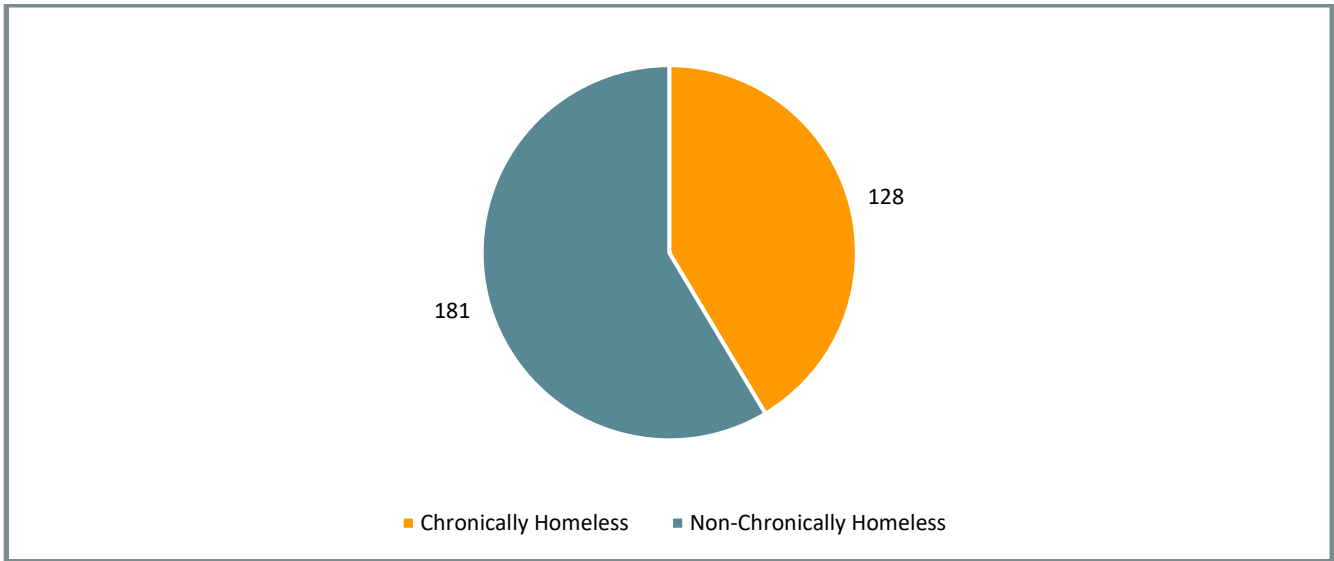
## Gender



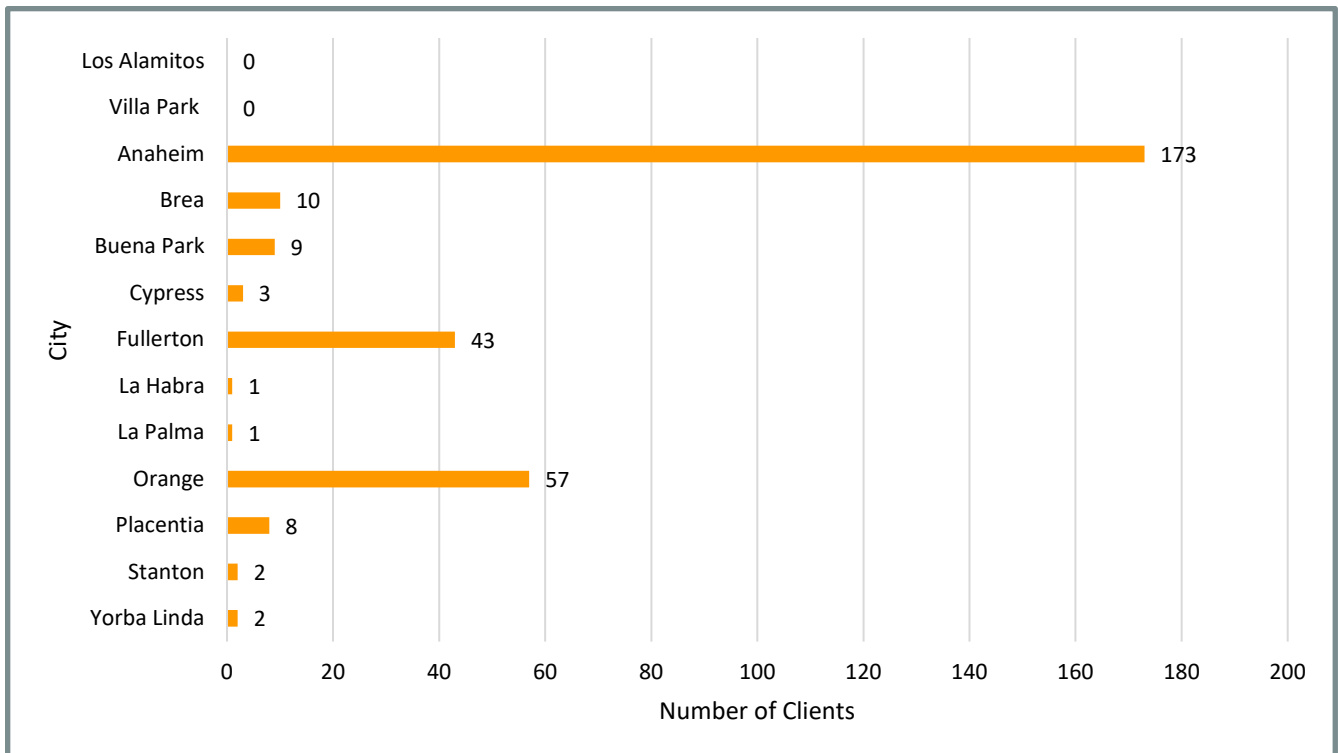
## Veteran Status



## Chronically Homeless



## City Prior to Entry

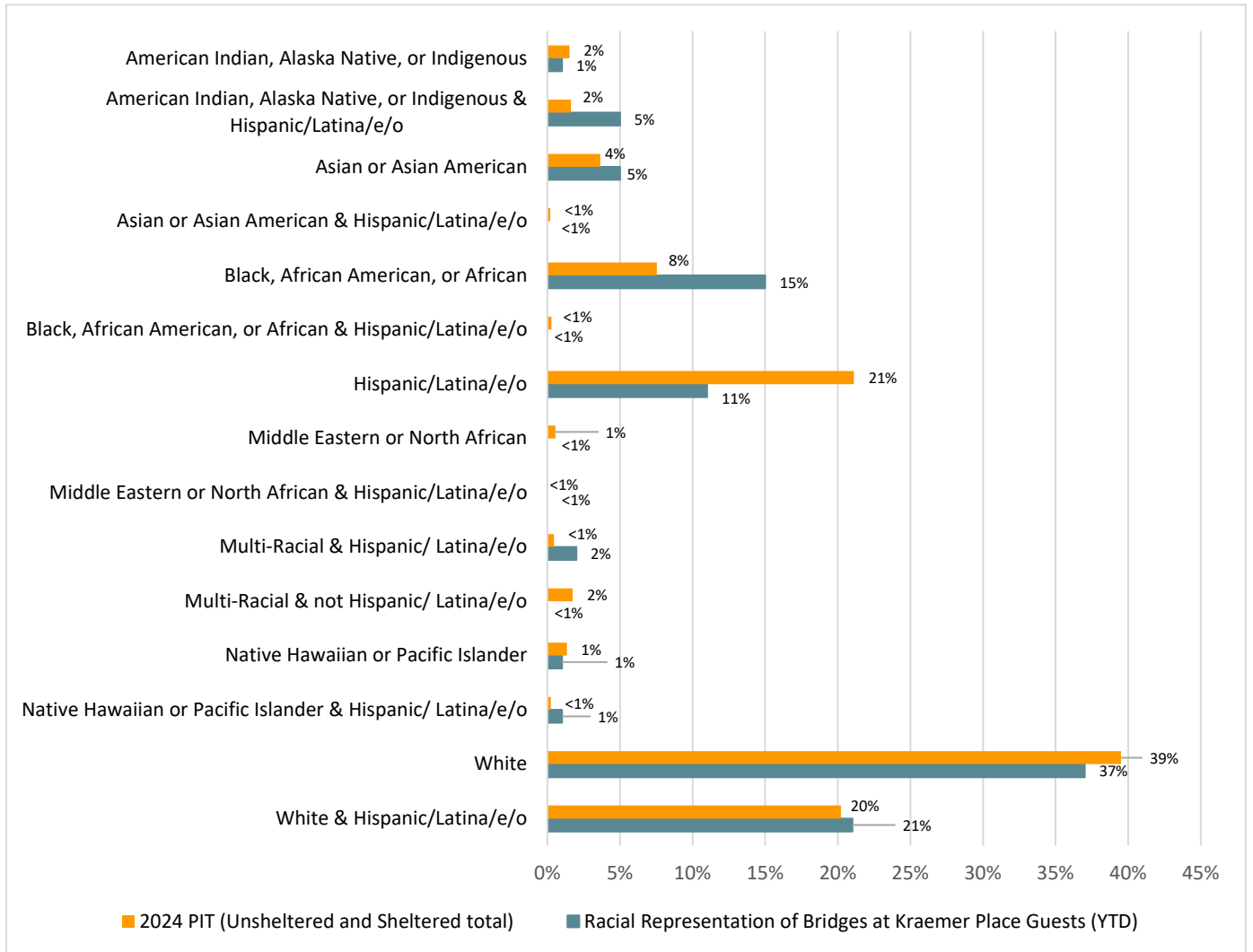


*The chart above may include duplicate client enrollments.*



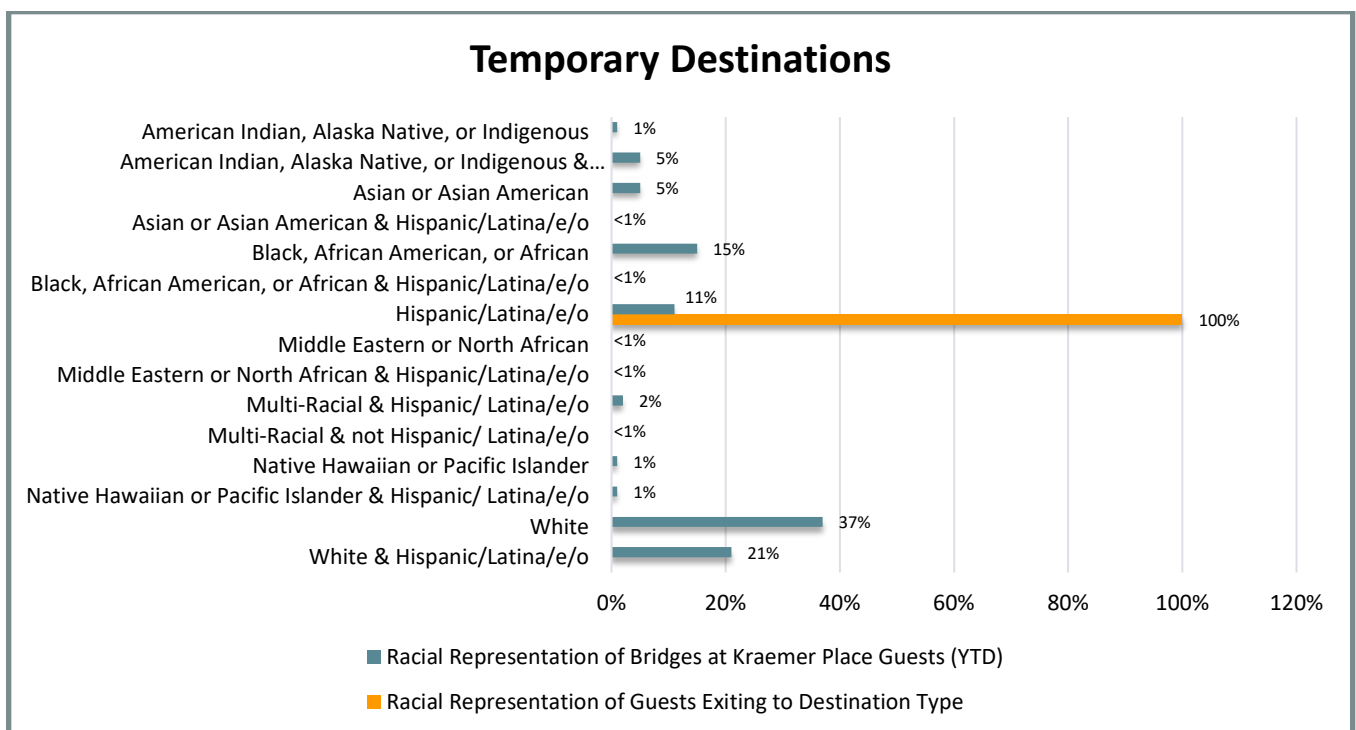
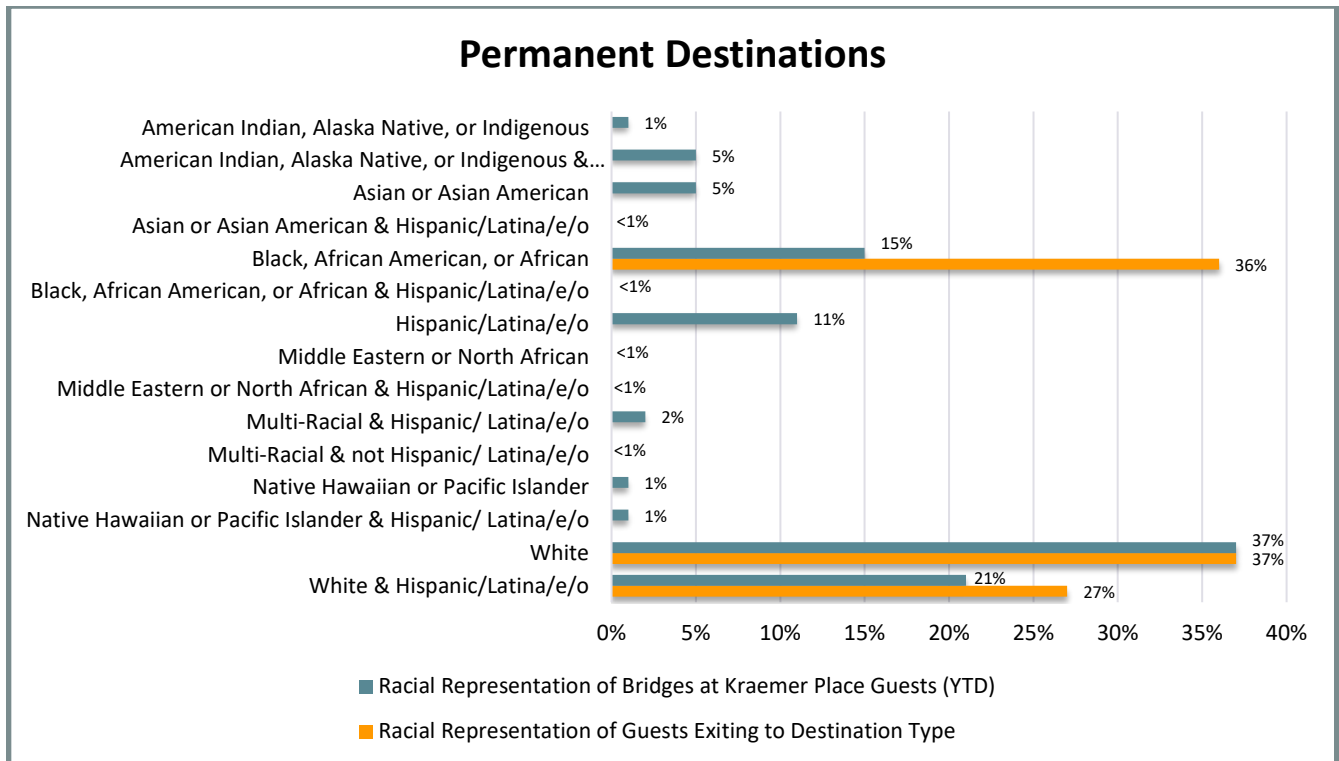
# Racial Equity Analysis – YTD

## Populations Served

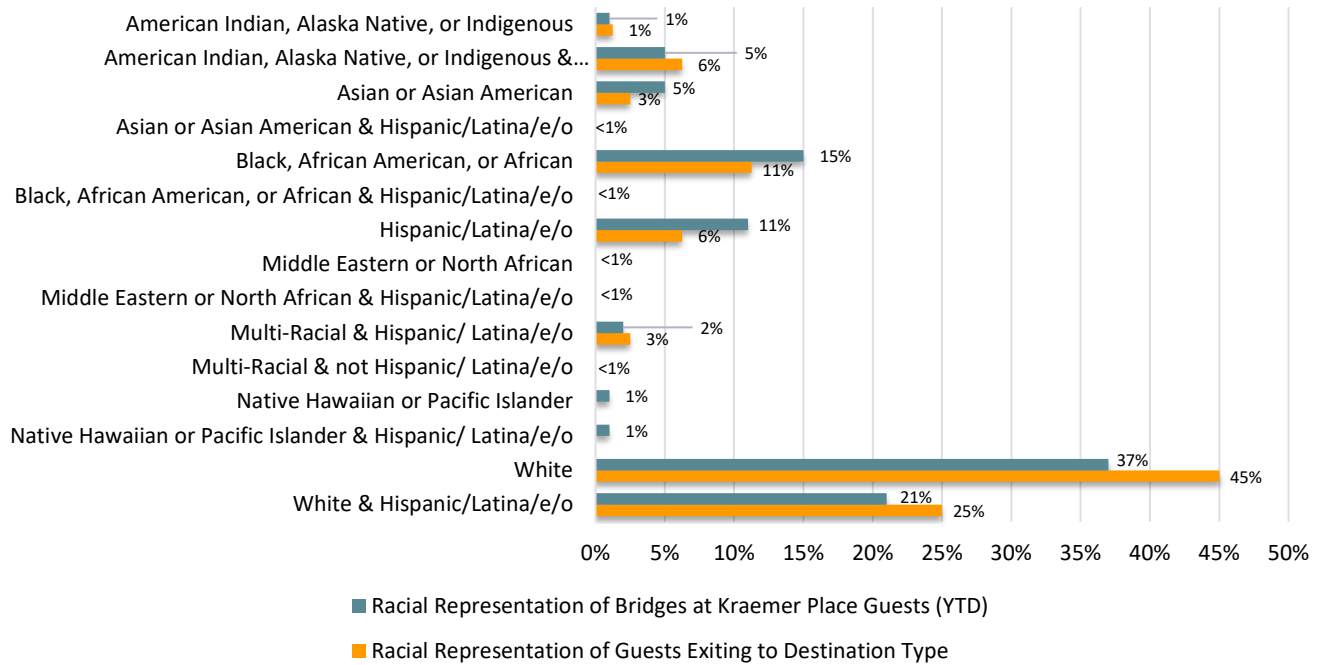


# Exit Destination Type by Racial Categories compared to Racial Representation of Bridges at Kraemer Place Shelter Population

The charts below may include duplicate client exits



## Homeless Destinations



## Unknown Destinations

