

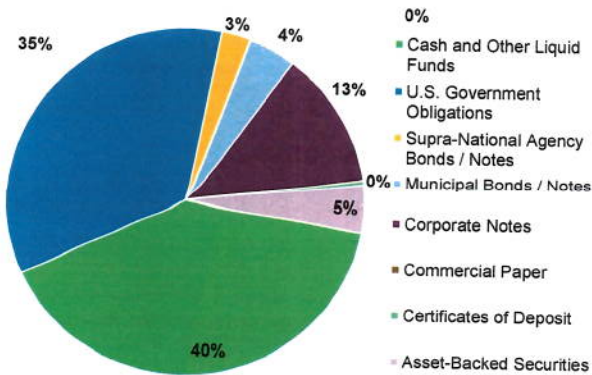
**Treasurer's Report  
Summary of Investment Portfolio Holdings  
March 31, 2022**

Investment	Purpose	Yield to Maturity	Original Cost	Amortized Cost	Market Value
<b>Cash and Money Market Accounts</b>					
Bank of the West <sup>1</sup>	City Operations	0.55%	\$ 8,909,937.26	\$ 8,909,937.26	\$ 8,909,937.26
US Bank <sup>2</sup>	Investment Safekeeping	0.02%	98,083.99	98,083.99	98,083.99
Petty Cash	Petty Cash at City Facilities	0.00%	13,070.00	13,070.00	13,070.00
<b>Total Cash and Money Market Accounts</b>		<b>0.54%</b>	<b>9,021,091.25</b>	<b>9,021,091.25</b>	<b>9,021,091.25</b>
<b>Local Agency Investment Fund (LAIF)</b>		<b>0.37%</b>	<b>23,313,816.15</b>	<b>23,313,816.15</b>	<b>23,313,816.15</b>
<b>California Asset Management Program (CAMP)</b>		<b>0.25%</b>	<b>381,089.17</b>	<b>381,089.17</b>	<b>381,089.17</b>
<b>Managed Investment Portfolio</b>					
U.S. Treasury Bonds / Notes	Medium-Term Investment	1.09%	21,700,362.13	21,602,555.12	20,832,249.93
U.S. Government Agency Securities	Medium-Term Investment	0.47%	6,621,941.95	6,629,976.72	6,345,855.46
U.S. Government Agency Collateralized Mortgage	Medium-Term Investment	1.35%	357,460.02	351,129.54	344,072.73
Supra-National Agency Bonds / Notes	Medium-Term Investment	0.40%	2,162,080.95	2,163,348.09	2,100,629.43
Municipal Bonds / Notes	Medium-Term Investment	1.08%	3,485,864.50	3,485,591.80	3,334,304.95
Corporate Notes	Medium-Term Investment	1.35%	10,265,318.10	10,202,023.01	9,830,629.65
Certificates of Deposit	Medium-Term Investment	0.59%	365,000.00	365,000.00	359,679.03
Asset-Backed Securities	Medium-Term Investment	0.61%	3,955,940.97	3,956,107.38	3,872,954.52
<b>Total Managed Investment Portfolio</b>		<b>0.99%</b>	<b>\$ 48,913,968.62</b>	<b>\$ 48,755,731.66</b>	<b>\$ 47,020,375.70</b>
<b>Total Pooled Investment Portfolio</b>		<b>0.76%</b>	<b>\$ 81,629,965.19</b>	<b>\$ 81,471,728.23</b>	<b>\$ 79,736,372.27</b>
<b>Fiscal Agent Money Market Accounts</b>					
U.S. Bank Federated Government Obligation Fund	Successor Agency Bond Funds	0.02%	30.72	30.72	30.72
U.S. Bank Federated Government Obligation Fund	Library Bond Funds	0.02%	4.92	4.92	4.92
<b>Total Fiscal Agent Money Market Accounts</b>		<b>0.02%</b>	<b>35.64</b>	<b>35.64</b>	<b>35.64</b>
<b>Total Cash and Investments</b>			<b>\$ 81,630,000.83</b>	<b>\$ 81,471,763.87</b>	<b>\$ 79,736,407.91</b>

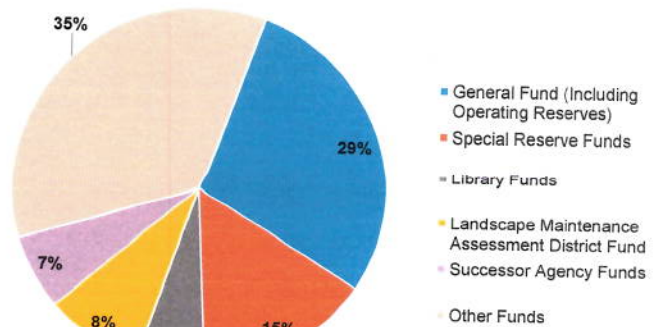
<sup>1</sup> Interest earned on the City's deposits with Bank of the West is limited to the total amount of banking fees charged each month.

<sup>2</sup> This is the balance of the funds currently under management by the City's external investment advisor, PFM, that are not currently invested.

**Composition of Pooled Investment Portfolio**



**Pooled Investment Portfolio Balances by Fund**



It has been verified that the City's investment portfolio is in conformity with the City's investment policy. This Treasurer's Report accurately reflects all cash and investments of the City as of the month-ended date shown above. Cash on hand is projected to be adequate to fund all anticipated expenditures for the next six months.

Verified By:

Sophia Leung, Financial Services Manager

Approved By:

Dianna Honeywell, Finance Director / City Treasurer

**Cash Balances by Fund<sup>1</sup>**  
**March 31, 2022**

Fund		Beginning Balance	Receipts	Disbursements	Ending Balance
<b>General Fund and Special Reserve Funds</b>					
101	General Fund (Including Operating Reserves)	\$ 22,888,322.97	\$ 3,202,118.45	\$ (2,863,905.99)	\$ 23,226,535.43
102	Special Reserve Funds	12,369,957.50	-	-	12,369,957.50
<b>Total General Fund and Special Reserve Funds</b>		<b>35,258,280.47</b>	<b>3,202,118.45</b>	<b>(2,863,905.99)</b>	<b>35,596,492.93</b>
<b>Library Special Revenue Funds</b>					
202	Library Fund	4,879,523.87	464,688.34	(546,969.07)	4,797,243.14
203	Library Reserve Fund	29,305.08	-	-	29,305.08
204	Library Bond Fund	242.04	-	-	242.04
<b>Total Library Special Revenue Funds</b>		<b>4,909,070.99</b>	<b>464,688.34</b>	<b>(546,969.07)</b>	<b>4,826,790.26</b>
<b>Other Special Revenue Funds</b>					
201	Landscape Maintenance Assessment District Fund	7,052,487.67	643,438.27	(791,119.19)	6,904,806.75
205	Affordable Housing Fund	1,523,980.06	66,567.00	-	1,590,547.06
206	Mortgage Assistance Program Fund	132,207.71	-	-	132,207.71
207	Miscellaneous Grants Fund	(210,586.83)	-	-	(210,586.83)
208	Community Development Block Grant (CDBG) Fund	(79,256.06)	-	(9,455.84)	(88,711.90)
209	Air Quality Management District (AQMD) Fund	1,102,705.97	20,532.47	-	1,123,238.44
210	Public, Educational, and Government Access (PEG) Fund	186,424.92	-	(960.00)	185,464.92
211	Gas Tax Fund	5,486,480.34	123,600.40	-	5,610,080.74
212	Measure M Fund	4,072,642.90	257,130.60	-	4,329,773.50
213	Road Maintenance and Rehabilitation Fund	1,918,108.39	210,426.91	-	2,128,535.30
214	Traffic Safety Fund	31,095.05	2,303.99	-	33,399.04
215	Citizens' Option for Public Safety (COPS) Fund	160,289.78	7,006.93	-	167,296.71
216	SB-2 Fund	(45,469.00)	-	-	(45,469.00)
217	COVID-19 Grant Fund	111,517.13	-	-	111,517.13
218	ARPA Fund	3,121,308.21	-	(438,635.00)	2,682,673.21
<b>Total Other Special Revenue Funds</b>		<b>24,563,936.24</b>	<b>1,331,006.57</b>	<b>(1,240,170.03)</b>	<b>24,654,772.78</b>
<b>Capital Projects Funds</b>					
401	Capital Improvements Fund	(7,311,592.42)	-	(1,422,727.46)	(8,734,319.88)
402	Park In-Lieu Fund	7,265,347.54	53,256.22	-	7,318,603.76
403	Master Plan of Drainage Fund	5,024,254.99	476,790.00	-	5,501,044.99
404	Traffic Mitigation Fund	716,243.50	2,253.42	-	718,496.92
405	Traffic Signal Improvement Fund	1,024,479.80	-	-	1,024,479.80
406	Parking In-Lieu Fund	28,122.33	-	-	28,122.33
407	Lighting & Signal Projects	973,862.54	-	-	973,862.54
<b>Total Capital Projects Funds</b>		<b>7,720,718.28</b>	<b>532,299.64</b>	<b>(1,422,727.46)</b>	<b>6,830,290.46</b>
<b>Enterprise Funds</b>					
501	Black Gold Golf Course Fund	1,570,567.73	758,960.78	(1,069,766.40)	1,259,762.11
<b>Total Enterprise Funds</b>		<b>1,570,567.73</b>	<b>758,960.78</b>	<b>(1,069,766.40)</b>	<b>1,259,762.11</b>
<b>Agency Funds</b>					
701	Miscellaneous Trust & Agency Funds	2,702,337.52	126,069.00	(54,051.02)	2,774,355.50
702	Successor Agency Funds	5,785,214.32	1.93	(402,728.13)	5,382,488.12
<b>Total Agency Funds</b>		<b>8,487,551.84</b>	<b>126,070.93</b>	<b>(456,779.15)</b>	<b>8,156,843.62</b>
<b>Investment Earnings and Amortization Pending Distribution<sup>2</sup></b>		<b>117,220.19</b>	<b>29,591.52</b>	<b>-</b>	<b>146,811.71</b>
<b>Total Cash - All Funds</b>		<b>\$ 82,627,345.74</b>	<b>\$ 6,444,736.23</b>	<b>\$ (7,600,318.10)</b>	<b>\$ 81,471,763.87</b>

<sup>1</sup> The cash balances by fund shown in the table above are preliminary and may not reflect adjusting journal entries.

<sup>2</sup> Investment earnings and amortizations are recorded in a holding account monthly, but are allocated to the City's various Funds quarterly.



Customer Service  
PO Box 11813  
Harrisburg, PA 17108-1813

**ACCOUNT STATEMENT**

**CITY OF YORBA LINDA**

For the Month Ending  
**March 31, 2022**

**Client Management Team**

**Richard Babbe, CCM**

Senior Managing Consultant  
633 W 5th St., 25th Floor  
Los Angeles, CA 90071  
949-230-6896  
babber@pfmam.com

**Sarah Meacham**

Managing Director  
633 W 5th St., 25th Floor  
Los Angeles, CA 90071  
213-489-4075  
meachams@pfmam.com

**Giancarlo Morales-Belletti**

Portfolio Manager  
213 Market Street  
Harrisburg, PA 17101-2141  
(717)-232-2723  
moralesbellettig@pfmam.com

**Rachael Miller**

Client Consultant  
213 Market Street  
Harrisburg, PA 17101-2141  
717-232-2723  
millerr@pfmam.com

**Contents**

- Cover/Disclosures
- Summary Statement
- Individual Accounts

**Accounts included in Statement**

97480000                      CITY OF YORBA LINDA

CITY OF YORBA LINDA  
MS. SOPHIA LEUNG  
4845 CASE LOMA AVENUE  
YORBA LINDA, CA 92885

**Online Access**    <https://www.pfmam.com>                      **Customer Service**    1-717-232-2723

**Important Disclosures**

**Important Disclosures**

This statement is for general information purposes only and is not intended to provide specific advice or recommendations. PFM Asset Management LLC ("PFMAM") is an investment adviser registered with the U.S. Securities and Exchange Commission and a subsidiary of U.S. Bancorp Asset Management, Inc. ("USBAM"). USBAM is a subsidiary of U.S. Bank National Association ("U.S. Bank"). U.S. Bank is a separate entity and subsidiary of U.S. Bancorp. U.S. Bank is not responsible for and does not guarantee the products, services or performance of PFMAM. PFMAM maintains a written disclosure statement of our background and business experience. If you would like to receive a copy of our current disclosure statement, please contact Service Operations at the address below.

**Proxy Voting** PFMAM does not normally receive proxies to vote on behalf of its clients. However, it does on occasion receive consent requests. In the event a consent request is received the portfolio manager contacts the client and then proceeds according to their instructions. PFMAM's Proxy Voting Policy is available upon request by contacting Service Operations at the address below.

**Questions About an Account** PFMAM's monthly statement is intended to detail our investment advisory activity as well as the activity of any accounts held by clients in pools that are managed by PFMAM. The custodian bank maintains the control of assets and executes (i.e., settles) all investment transactions. The custodian statement is the official record of security and cash holdings and transactions. PFMAM recognizes that clients may use these reports to facilitate record keeping and that the custodian bank statement and the PFMAM statement should be reconciled and differences resolved. Many custodians use a settlement date basis which may result in the need to reconcile due to a timing difference.

**Account Control** PFMAM does not have the authority to withdraw funds from or deposit funds to the custodian outside the scope of services provided by PFMAM. Our clients retain responsibility for their internal accounting policies; implementing and enforcing internal controls and generating ledger entries or otherwise recording transactions.

**Market Value** Generally, PFMAM's market prices are derived from closing bid prices as of the last business day of the month as supplied by Refinitiv or Bloomberg. For certain short-term investments or where prices are not available from generally recognized sources the securities are priced using a yield-based matrix system to arrive at an estimated market value. Prices that fall between data points are interpolated. Non-negotiable FDIC-insured bank certificates of deposit are priced at par. Although PFMAM believes the prices to be reliable, the values of the securities may not represent the prices at which the securities could have been bought or sold. Explanation of the valuation methods for a registered investment company or local government investment program is contained in the appropriate fund offering documentation or information statement.

**Amortized Cost** The original cost of the principal of the security is adjusted for the amount of the periodic reduction of any discount or premium from the purchase date until the date of the report. Discount or premium with respect to short term securities (those with less than one year to maturity at time of issuance) is amortized on a straightline basis. Such discount or premium with respect to longer term securities is amortized using the constant yield basis.

**Tax Reporting** Cost data and realized gains / losses are provided for informational purposes only. Please review for accuracy and consult your tax advisor to determine the tax consequences of your security transactions. PFMAM does not report such information to the IRS or other taxing authorities and is not responsible for the accuracy of such information that may be required to be reported to federal, state or other taxing authorities.

**Financial Situation** In order to better serve you, PFMAM should be promptly notified of any material change in your investment objective or financial situation.

**Callable Securities** Securities subject to redemption prior to maturity may be redeemed in whole or in part before maturity, which could affect the yield represented.

**Portfolio** The securities in this portfolio, including shares of mutual funds, are not guaranteed or otherwise protected by PFMAM, the FDIC (except for certain non-negotiable certificates of deposit) or any government agency. Investment in securities involves risks, including the possible loss of the amount invested. Actual settlement values, accrued interest, and amortized cost amounts may vary for securities subject to an adjustable interest rate or subject to principal paydowns. Any changes to the values shown may be reflected within the next monthly statement's beginning values.

**Rating** Information provided for ratings is based upon a good faith inquiry of selected sources, but its accuracy and completeness cannot be guaranteed.

Shares of some local government investment programs and TERM funds are marketed through representatives of PFMAM's affiliate, PFM Fund Distributors, Inc. which is registered with the SEC as a broker/dealer and is a member of the Financial Industry Regulatory Authority ("FINRA") and the Municipal Securities Rulemaking Board ("MSRB"). You may reach the FINRA by calling the FINRA Hotline at 1-800-289-9999 or at the FINRA website address

<https://www.finra.org/investors/investor-contacts>. A brochure describing the FINRA Regulation Public Disclosure Program is also available from FINRA upon request.

**Key Terms and Definitions**

**Dividends** on local government investment program funds consist of interest earned, plus any discount ratably amortized to the date of maturity, plus all realized gains and losses on the sale of securities prior to maturity, less ratably amortization of any premium and all accrued expenses to the fund. Dividends are accrued daily and may be paid either monthly or quarterly. The monthly earnings on this statement represent the estimated dividend accrued for the month for any program that distributes earnings on a quarterly basis. There is no guarantee that the estimated amount will be paid on the actual distribution date.

**Current Yield** is the net change, exclusive of capital changes and income other than investment income, in the value of a hypothetical fund account with a balance of one share over the seven-day base period including the statement date, expressed as a percentage of the value of one share (normally \$1.00 per share) at the beginning of the seven-day period. This resulting net change in account value is then annualized by multiplying it by

365 and dividing the result by 7. The yields quoted should not be considered a representation of the yield of the fund in the future, since the yield is not fixed.

**Average maturity** represents the average maturity of all securities and investments of a portfolio, determined by multiplying the par or principal value of each security or investment by its maturity (days or years), summing the products, and dividing the sum by the total principal value of the portfolio. The stated maturity date of mortgage backed or callable securities are used in this statement. However the actual maturity of these securities could vary depending on the level or prepayments on the underlying mortgages or whether a callable security has or is still able to be called.

**Monthly distribution yield** represents the net change in the value of one share (normally \$1.00 per share) resulting from all dividends declared during the month by a fund expressed as a percentage of the value of one share at the beginning of the month. This resulting net change is then annualized by multiplying it by 365 and dividing it by the number of calendar days in the month.

**YTM at Cost** The yield to maturity at cost is the expected rate of return, based on the original cost, the annual interest receipts, maturity value and the time period from purchase date to maturity, stated as a percentage, on an annualized basis.

**YTM at Market** The yield to maturity at market is the rate of return, based on the current market value, the annual interest receipts, maturity value and the time period remaining until maturity, stated as a percentage, on an annualized basis.

**Managed Account** A portfolio of investments managed discretely by PFMAM according to the client's specific investment policy and requirements. The investments are directly owned by the client and held by the client's custodian.

**Unsettled Trade** A trade which has been executed however the final consummation of the security transaction and payment has not yet taken place.

Please review the detail pages of this statement carefully. If you think your statement is wrong, missing account information, or if you need more information about a transaction, please contact PFMAM within 60 days of receipt. If you have other concerns or questions regarding your account, or to request an updated copy of PFMAM's current disclosure statement, please contact a member of your client management team at PFMAM Service Operations at the address below.

PFM Asset Management LLC  
Attn: Service Operations  
213 Market Street  
Harrisburg, PA 17101

**NOT FDIC INSURED**

**NO BANK GUARANTEE**

**MAY LOSE VALUE**



**Managed Account Summary Statement**

For the Month Ending **March 31, 2022**

CITY OF YORBA LINDA - 97480000

**Transaction Summary - Managed Account**

<b>Opening Market Value</b>	<b>\$47,708,072.85</b>
Maturities/Calls	(136,160.85)
Principal Dispositions	(662,481.52)
Principal Acquisitions	976,312.75
Unsettled Trades	0.00
Change in Current Value	(865,367.53)
<b>Closing Market Value</b>	<b>\$47,020,375.70</b>

**Cash Transactions Summary - Managed Account**

Maturities/Calls	0.00
Sale Proceeds	666,107.64
Coupon/Interest/Dividend Income	40,586.28
Principal Payments	136,160.85
Security Purchases	(1,096,448.95)
Net Cash Contribution	(393.65)
Reconciling Transactions	0.00

**Earnings Reconciliation (Cash Basis) - Managed Account**

Interest/Dividends/Coupons Received	44,212.40
Less Purchased Interest Related to Interest/Coupons	(3,444.60)
Plus Net Realized Gains/Losses	(10,457.70)
<b>Total Cash Basis Earnings</b>	<b>\$30,310.10</b>

**Cash Balance**

**Closing Cash Balance** **\$98,488.99**

**Earnings Reconciliation (Accrual Basis)**

	<b>Total</b>
Ending Amortized Value of Securities	48,755,731.66
Ending Accrued Interest	120,060.32
Plus Proceeds from Sales	666,107.64
Plus Proceeds of Maturities/Calls/Principal Payments	136,160.85
Plus Coupons/Dividends Received	40,586.28
Less Cost of New Purchases	(979,352.35)
Less Beginning Amortized Value of Securities	(48,588,914.38)
Less Beginning Accrued Interest	(114,490.00)
<b>Total Accrual Basis Earnings</b>	<b>\$35,890.02</b>

**Portfolio Summary and Statistics**

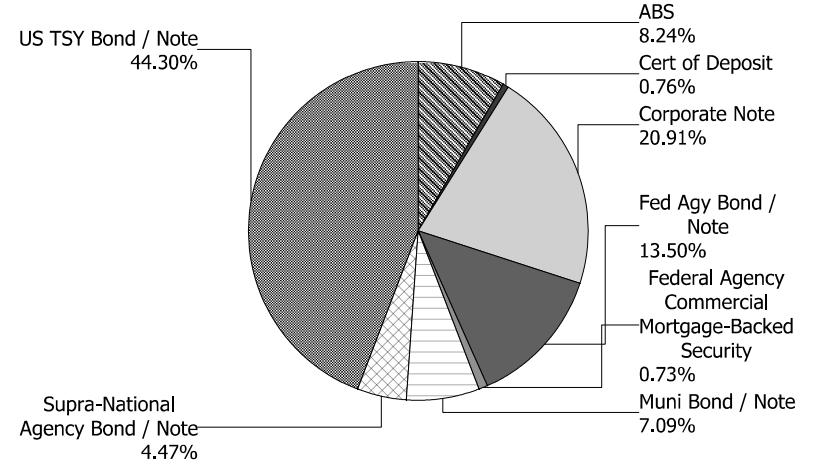
For the Month Ending **March 31, 2022**

CITY OF YORBA LINDA - 97480000

**Account Summary**

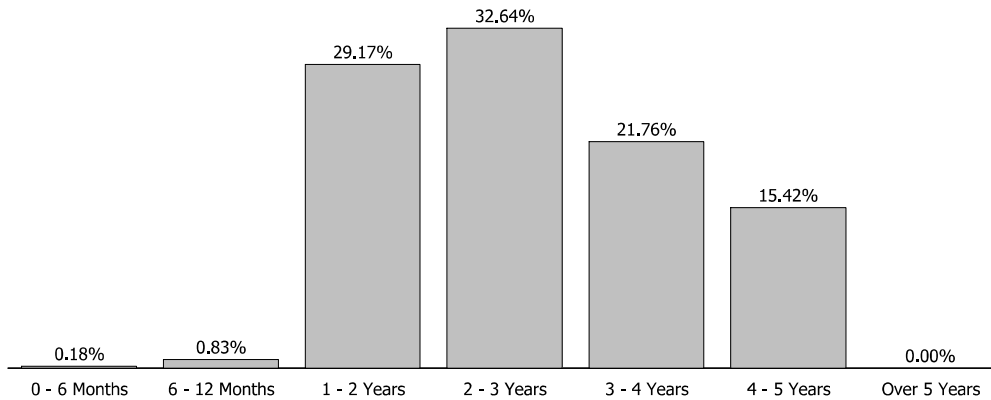
Description	Par Value	Market Value	Percent
U.S. Treasury Bond / Note	21,545,000.00	20,832,249.93	44.30
Supra-National Agency Bond / Note	2,165,000.00	2,100,629.43	4.47
Municipal Bond / Note	3,485,000.00	3,334,304.95	7.09
Federal Agency Commercial Mortgage-Backed Security	342,343.72	344,072.73	0.73
Federal Agency Bond / Note	6,640,000.00	6,345,855.46	13.50
Corporate Note	10,065,000.00	9,830,629.65	20.91
Certificate of Deposit	365,000.00	359,679.03	0.76
Asset-Backed Security	3,956,527.95	3,872,954.52	8.24
<b>Managed Account Sub-Total</b>	<b>48,563,871.67</b>	<b>47,020,375.70</b>	<b>100.00%</b>
Accrued Interest		120,060.32	
<b>Total Portfolio</b>	<b>48,563,871.67</b>	<b>47,140,436.02</b>	

**Sector Allocation**



**Unsettled Trades** 0.00 0.00

**Maturity Distribution**



**Characteristics**

Yield to Maturity at Cost	0.99%
Yield to Maturity at Market	2.35%
Weighted Average Days to Maturity	972

**Managed Account Issuer Summary**

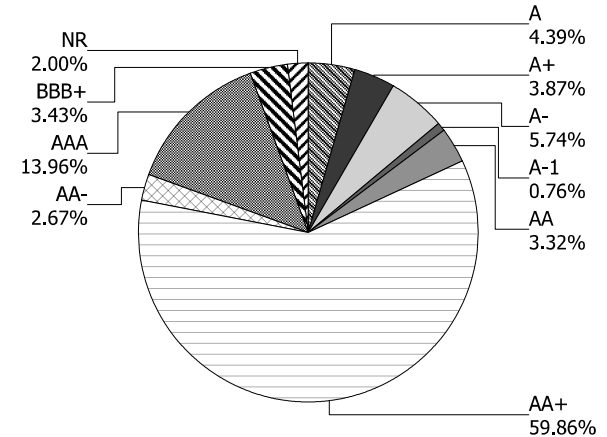
For the Month Ending **March 31, 2022**

CITY OF YORBA LINDA - 97480000

**Issuer Summary**

<b>Issuer</b>	<b>Market Value of Holdings</b>	<b>Percent</b>
ABBOTT LABORATORIES	108,549.53	0.23
ALLY AUTO RECEIVABLES TRUST	19,875.81	0.04
AMAZON.COM INC	365,485.30	0.78
AMERICAN EXPRESS CO	230,883.84	0.49
AMERICAN HONDA FINANCE	100,041.17	0.21
ARIZONA TRANSPORTATION BOARD	379,883.35	0.81
ASTRAZENECA PLC	293,291.06	0.62
BANK OF AMERICA CO	411,415.91	0.87
BMW FINANCIAL SERVICES NA LLC	290,301.43	0.62
BMW VEHICLE OWNER TRUST	104,001.42	0.22
BRISTOL-MYERS SQUIBB CO	236,918.40	0.50
BURLINGTON NORTHERN SANTA FE	209,743.09	0.45
CAPITAL ONE FINANCIAL CORP	339,944.49	0.72
CARMAX AUTO OWNER TRUST	888,172.63	1.89
CATERPILLAR INC	339,909.48	0.72
CHAFFEY JOINT UNION HIGH SCHOOL DISTRICT	179,814.60	0.38
CHARLES SCHWAB	48,342.10	0.10
CHEVRON CORPORATION	197,734.40	0.42
CITIGROUP INC	350,977.50	0.75
CREDIT SUISSE GROUP RK	359,679.03	0.76
DEERE & COMPANY	305,280.47	0.65
DISCOVER FINANCIAL SERVICES	256,039.19	0.54
EMERSON ELECTRIC COMPANY	145,782.28	0.31
FANNIE MAE	3,409,564.03	7.26
FEDERAL HOME LOAN BANKS	790,216.56	1.68
FLORIDA STATE BOARD OF ADMIN FIN CORP	384,523.20	0.82
FREDDIE MAC	2,490,147.60	5.31
GM FINANCIAL LEASINGTRUST	442,209.67	0.94
GOLDMAN SACHS GROUP INC	371,730.45	0.79
HOME DEPOT INC	34,900.60	0.07
HONDA AUTO RECEIVABLES	256,773.87	0.55
HONEYWELL INTERNATIONAL	385,236.82	0.82

**Credit Quality (S&P Ratings)**



**Managed Account Issuer Summary**

For the Month Ending **March 31, 2022**

CITY OF YORBA LINDA - 97480000

<b>Issuer</b>	<b>Market Value of Holdings</b>	<b>Percent</b>
HYUNDAI AUTO RECEIVABLES	274,837.31	0.58
IBM CORP	635,083.45	1.35
INTER-AMERICAN DEVELOPMENT BANK	1,017,307.02	2.17
INTL BANK OF RECONSTRUCTION AND DEV	1,083,322.41	2.31
JP MORGAN CHASE & CO	636,681.68	1.35
KUBOTA CREDIT OWNER TRUST	200,498.59	0.43
LOCKHEED MARTIN CORP	335,633.65	0.71
LOS ANGELES COMMUNITY COLLEGE DISTRICT	240,726.20	0.51
LOS ANGELES UNIFIED SCHOOL DISTRICT	139,386.00	0.30
MORGAN STANLEY	236,345.21	0.50
NATIONAL RURAL UTILITIES CO FINANCE CORP	67,625.95	0.14
NESTLE SA	336,679.87	0.72
NEW YORK & NEW JERSEY PORT AUTHORITY	192,831.60	0.41
NISSAN AUTO LEASE TRUST	182,041.85	0.39
NISSAN AUTO RECEIVABLES	147,920.99	0.31
NOVARTIS AG	224,339.70	0.48
PACCAR FINANCIAL CORP	339,504.61	0.72
PNC FINANCIAL SERVICES GROUP	218,014.30	0.46
Roche Holding AG	421,392.69	0.90
SAN DIEGO COUNTY WATER AUTHORITY	459,882.30	0.98
SAN JUAN UNIFIED SCHOOL DISTRICT	231,631.95	0.49
STATE OF CONNECTICUT	147,673.50	0.31
STATE OF MARYLAND	186,538.95	0.40
STATE OF MISSISSIPPI	156,363.90	0.33
STATE OF WISCONSIN	512,329.40	1.09
STATE STREET CORPORATION	227,471.84	0.48
TARGET CORP	178,739.05	0.38
THE BANK OF NEW YORK MELLON CORPORATION	223,697.59	0.48
THE WALT DISNEY CORPORATION	422,090.15	0.90
Toyota Lease Owner Trust	127,610.93	0.27
TOYOTA MOTOR CORP	561,883.57	1.19
UNILEVER PLC	111,314.50	0.24
UNITED STATES TREASURY	20,832,249.93	44.31



**Managed Account Issuer Summary**

For the Month Ending **March 31, 2022**

CITY OF YORBA LINDA - 97480000

<b>Issuer</b>	<b>Market Value of Holdings</b>	<b>Percent</b>
UNITEDHEALTH GROUP INC	100,592.52	0.21
UNIVERSITY OF CALIFORNIA	122,720.00	0.26
US BANCORP	347,627.35	0.74
VERIZON OWNER TRUST	300,804.85	0.64
WAL-MART STORES INC	111,611.06	0.24
<b>Total</b>	<b>\$47,020,375.70</b>	<b>100.00%</b>

**Managed Account Detail of Securities Held**

For the Month Ending **March 31, 2022**

**CITY OF YORBA LINDA - 97480000**

<b>Security Type/Description</b>	<b>CUSIP</b>	<b>Par</b>	<b>S&amp;P Rating</b>	<b>Moody's Rating</b>	<b>Trade Date</b>	<b>Settle Date</b>	<b>Original Cost</b>	<b>YTM at Cost</b>	<b>Accrued Interest</b>	<b>Amortized Cost</b>	<b>Market Value</b>
<b>U.S. Treasury Bond / Note</b>											
US TREASURY NOTES DTD 05/15/2020 0.125% 05/15/2023	912828ZP8	190,000.00	AA+	Aaa	01/06/21	01/08/21	189,814.45	0.17	89.88	189,911.45	186,348.43
US TREASURY NOTES DTD 06/30/2016 1.375% 06/30/2023	912828S35	500,000.00	AA+	Aaa	10/01/19	10/03/19	497,734.38	1.50	1,728.25	499,245.35	496,250.00
US TREASURY N/B NOTES DTD 06/30/2021 0.125% 06/30/2023	91282CCK5	875,000.00	AA+	Aaa	07/01/21	07/02/21	872,744.14	0.25	274.95	873,590.09	855,175.83
US TREASURY NOTES DTD 08/01/2016 1.250% 07/31/2023	912828S92	500,000.00	AA+	Aaa	10/03/19	10/04/19	498,027.34	1.36	1,035.91	499,313.24	494,687.50
US TREASURY NOTES DTD 09/30/2016 1.375% 09/30/2023	912828T26	500,000.00	AA+	Aaa	01/02/20	01/06/20	495,625.00	1.62	18.78	498,244.22	494,453.10
US TREASURY NOTES DTD 10/31/2016 1.625% 10/31/2023	912828T91	500,000.00	AA+	Aaa	10/01/19	10/03/19	502,714.84	1.49	3,411.60	501,053.85	495,781.25
US TREASURY NOTES DTD 11/15/2020 0.250% 11/15/2023	91282CAW1	230,000.00	AA+	Aaa	09/27/21	09/29/21	229,631.64	0.33	217.61	229,718.87	222,848.43
US TREASURY NOTES DTD 11/15/2020 0.250% 11/15/2023	91282CAW1	500,000.00	AA+	Aaa	11/16/21	11/17/21	497,011.72	0.55	473.07	497,565.87	484,453.10
US TREASURY NOTES DTD 11/30/2016 2.125% 11/30/2023	912828U57	455,000.00	AA+	Aaa	10/04/19	10/10/19	468,934.38	1.36	3,240.63	460,603.24	454,289.06
US TREASURY NOTES DTD 11/30/2016 2.125% 11/30/2023	912828U57	925,000.00	AA+	Aaa	11/02/21	11/03/21	955,821.29	0.51	6,588.08	949,754.75	923,554.69
US TREASURY NOTES DTD 12/31/2018 2.625% 12/31/2023	9128285U0	125,000.00	AA+	Aaa	01/08/20	01/09/20	129,926.76	1.60	824.84	127,168.18	125,761.73
US TREASURY NOTES DTD 01/03/2017 2.250% 12/31/2023	912828V23	1,000,000.00	AA+	Aaa	10/01/19	10/02/19	1,030,585.94	1.50	5,656.08	1,012,601.17	999,687.50
US TREASURY NOTES DTD 02/15/2021 0.125% 02/15/2024	91282CBM2	500,000.00	AA+	Aaa	02/10/21	02/16/21	499,042.97	0.19	77.69	499,400.76	480,156.25
US TREASURY NOTES DTD 03/31/2017 2.125% 03/31/2024	912828W71	250,000.00	AA+	Aaa	10/01/19	10/02/19	256,738.28	1.50	14.52	252,995.70	248,945.30

**Managed Account Detail of Securities Held**

For the Month Ending **March 31, 2022**

**CITY OF YORBA LINDA - 97480000**

<b>Security Type/Description</b>	<b>CUSIP</b>	<b>Par</b>	<b>S&amp;P Rating</b>	<b>Moody's Rating</b>	<b>Trade Date</b>	<b>Settle Date</b>	<b>Original Cost</b>	<b>YTM at Cost</b>	<b>Accrued Interest</b>	<b>Amortized Cost</b>	<b>Market Value</b>
<b>U.S. Treasury Bond / Note</b>											
US TREASURY NOTES DTD 05/15/2014 2.500% 05/15/2024	912828WJ5	1,000,000.00	AA+	Aaa	08/09/19	08/12/19	1,042,539.06	1.57	9,461.33	1,018,968.80	1,002,031.20
US TREASURY N/B NOTES DTD 06/15/2021 0.250% 06/15/2024	91282CCG4	480,000.00	AA+	Aaa	07/07/21	07/07/21	477,806.25	0.41	352.75	478,353.67	457,800.00
US TREASURY NOTES DTD 07/31/2019 1.750% 07/31/2024	912828Y87	1,000,000.00	AA+	Aaa	08/09/19	08/12/19	1,009,023.44	1.56	2,900.55	1,004,235.80	984,375.00
US TREASURY NOTES DTD 08/31/2017 1.875% 08/31/2024	912828U3	1,500,000.00	AA+	Aaa	09/05/19	09/06/19	1,529,589.84	1.46	2,445.65	1,514,348.07	1,479,140.70
US TREASURY NOTES DTD 09/30/2019 1.500% 09/30/2024	912828YH7	235,000.00	AA+	Aaa	06/17/21	06/21/21	242,793.55	0.48	9.63	240,944.45	229,455.46
US TREASURY NOTES DTD 09/30/2019 1.500% 09/30/2024	912828YH7	400,000.00	AA+	Aaa	10/01/19	10/03/19	400,453.13	1.48	16.39	400,226.81	390,562.48
US TREASURY NOTES DTD 11/17/2014 2.250% 11/15/2024	912828G38	800,000.00	AA+	Aaa	12/04/19	12/04/19	825,125.00	1.59	6,812.15	813,326.81	795,000.00
US TREASURY NOTES DTD 01/31/2020 1.375% 01/31/2025	912828Z52	550,000.00	AA+	Aaa	02/03/20	02/05/20	550,042.97	1.37	1,253.45	550,024.43	533,070.34
US TREASURY NOTES DTD 02/29/2020 1.125% 02/28/2025	912828ZC7	1,000,000.00	AA+	Aaa	03/02/20	03/04/20	1,014,335.94	0.83	978.26	1,008,371.81	961,250.00
US TREASURY NOTES DTD 07/31/2020 0.250% 07/31/2025	91282CAB7	55,000.00	AA+	Aaa	04/05/21	04/07/21	53,704.49	0.81	22.79	53,999.60	50,986.72
US TREASURY NOTES DTD 11/30/2020 0.375% 11/30/2025	91282CAZ4	500,000.00	AA+	Aaa	09/03/21	09/08/21	493,828.13	0.67	628.43	494,647.58	462,187.50
US TREASURY NOTES DTD 12/31/2020 0.375% 12/31/2025	91282CBC4	245,000.00	AA+	Aaa	10/04/21	10/06/21	240,454.10	0.82	230.96	240,974.22	226,203.89
US TREASURY NOTES DTD 12/31/2020 0.375% 12/31/2025	91282CBC4	650,000.00	AA+	Aaa	08/02/21	08/04/21	644,287.11	0.58	612.74	645,138.72	600,132.78
US TREASURY NOTES DTD 01/31/2021 0.375% 01/31/2026	91282CBH3	650,000.00	AA+	Aaa	03/01/21	03/03/21	640,097.66	0.69	404.01	642,271.21	598,914.03

**Managed Account Detail of Securities Held**

For the Month Ending **March 31, 2022**

**CITY OF YORBA LINDA - 97480000**

<b>Security Type/Description</b> <b>Dated Date/Coupon/Maturity</b>	<b>CUSIP</b>	<b>Par</b>	<b>S&amp;P Rating</b>	<b>Moody's Rating</b>	<b>Trade Date</b>	<b>Settle Date</b>	<b>Original Cost</b>	<b>YTM at Cost</b>	<b>Accrued Interest</b>	<b>Amortized Cost</b>	<b>Market Value</b>
<b>U.S. Treasury Bond / Note</b>											
US TREASURY NOTES DTD 02/16/2016 1.625% 02/15/2026	912828P46	650,000.00	AA+	Aaa	03/01/21	03/03/21	679,630.86	0.69	1,313.02	673,180.83	628,265.63
US TREASURY N/B NOTES DTD 03/31/2021 0.750% 03/31/2026	91282CBT7	375,000.00	AA+	Aaa	06/02/21	06/04/21	374,853.52	0.76	7.68	374,878.56	349,687.50
US TREASURY N/B NOTES DTD 04/30/2021 0.750% 04/30/2026	91282CBW0	370,000.00	AA+	Aaa	05/04/21	05/05/21	368,829.30	0.81	1,165.19	369,042.10	344,620.29
US TREASURY NOTES DTD 05/16/2016 1.625% 05/15/2026	912828R36	500,000.00	AA+	Aaa	06/10/21	06/10/21	521,289.06	0.74	3,074.93	517,800.02	482,421.90
US TREASURY N/B NOTES DTD 05/31/2021 0.750% 05/31/2026	91282CCF6	500,000.00	AA+	Aaa	06/02/21	06/04/21	498,945.31	0.79	1,256.87	499,119.55	465,000.00
US TREASURY N/B NOTES DTD 06/30/2021 0.875% 06/30/2026	91282CCJ8	255,000.00	AA+	Aaa	09/03/21	09/08/21	256,324.81	0.76	560.89	256,170.15	238,146.08
US TREASURY N/B NOTES DTD 07/31/2021 0.625% 07/31/2026	91282CCP4	130,000.00	AA+	Aaa	11/03/21	11/04/21	126,948.05	1.14	134.67	127,209.14	119,965.63
US TREASURY N/B NOTES DTD 07/31/2021 0.625% 07/31/2026	91282CCP4	500,000.00	AA+	Aaa	01/04/22	01/05/22	484,121.09	1.34	517.95	484,939.79	461,406.25
US TREASURY N/B NOTES DTD 08/31/2021 0.750% 08/31/2026	91282CCW9	500,000.00	AA+	Aaa	01/04/22	01/05/22	486,601.56	1.35	326.09	487,279.76	463,437.50
US TREASURY N/B NOTES DTD 09/30/2021 0.875% 09/30/2026	91282CCZ2	1,000,000.00	AA+	Aaa	12/02/21	12/06/21	984,414.06	1.21	23.91	985,441.90	930,937.50
US TREASURY N/B NOTES DTD 11/30/2021 1.250% 11/30/2026	91282CDK4	150,000.00	AA+	Aaa	02/14/22	02/15/22	145,341.80	1.93	628.43	145,461.65	141,890.63
US TREASURY N/B NOTES DTD 11/30/2021 1.250% 11/30/2026	91282CDK4	500,000.00	AA+	Aaa	02/11/22	02/14/22	484,628.91	1.92	2,094.78	485,032.95	472,968.75
<b>Security Type Sub-Total</b>		<b>21,545,000.00</b>					<b>21,700,362.13</b>	<b>1.09</b>	<b>60,885.39</b>	<b>21,602,555.12</b>	<b>20,832,249.93</b>
<b>Supra-National Agency Bond / Note</b>											
INTL BK OF RECON AND DEV NOTE DTD 04/20/2021 0.126% 04/20/2023	459058JV6	340,000.00	AAA	Aaa	04/13/21	04/20/21	339,296.20	0.23	191.59	339,629.78	333,641.66



**Managed Account Detail of Securities Held**

For the Month Ending **March 31, 2022**

**CITY OF YORBA LINDA - 97480000**

<b>Security Type/Description</b> <b>Dated Date/Coupon/Maturity</b>	<b>CUSIP</b>	<b>Par</b>	<b>S&amp;P Rating</b>	<b>Moody's Rating</b>	<b>Trade Date</b>	<b>Settle Date</b>	<b>Original Cost</b>	<b>YTM at Cost</b>	<b>Accrued Interest</b>	<b>Amortized Cost</b>	<b>Market Value</b>
<b>Supra-National Agency Bond / Note</b>											
INTER-AMERICAN DEVEL BK NOTES DTD 04/24/2020 0.500% 05/24/2023	4581X0DM7	570,000.00	AAA	Aaa	04/17/20	04/24/20	569,806.20	0.51	1,005.42	569,927.99	560,276.94
INTL BK RECON & DEVELOP NOTES DTD 11/24/2020 0.250% 11/24/2023	459058JM6	775,000.00	AAA	Aaa	11/17/20	11/24/20	773,333.75	0.32	683.51	774,083.94	749,680.75
INTER-AMERICAN DEVEL BK NOTES DTD 09/23/2021 0.500% 09/23/2024	4581X0DZ8	480,000.00	AAA	Aaa	09/15/21	09/23/21	479,644.80	0.52	53.33	479,706.38	457,030.08
<b>Security Type Sub-Total</b>		<b>2,165,000.00</b>					<b>2,162,080.95</b>	<b>0.40</b>	<b>1,933.85</b>	<b>2,163,348.09</b>	<b>2,100,629.43</b>
<b>Municipal Bond / Note</b>											
PORT AUTH OF NY/NJ TXBL REV BONDS DTD 07/08/2020 1.086% 07/01/2023	73358W4V3	195,000.00	A+	Aa3	07/02/20	07/08/20	195,000.00	1.09	529.43	195,000.00	192,831.60
CHAFFEY UHSD, CA TXBL GO BONDS DTD 12/05/2019 2.001% 08/01/2023	157411TJ8	180,000.00	AA-	Aa1	11/06/19	12/05/19	180,000.00	2.00	600.30	180,000.00	179,814.60
SAN DEIGO CNTY WTR AUTH, CA TXBL REV BON DTD 07/22/2020 0.593% 05/01/2024	797412DL4	225,000.00	AAA	Aa2	07/09/20	07/22/20	225,000.00	0.59	555.94	225,000.00	215,851.50
CT ST TXBL GO BONDS DTD 06/11/2020 1.998% 07/01/2024	20772KJW0	150,000.00	A+	Aa3	05/29/20	06/11/20	150,000.00	2.00	749.25	150,000.00	147,673.50
WI DEPT OF TRANS TXBL REV BONDS DTD 07/30/2020 0.624% 07/01/2024	977123X60	290,000.00	AAA	NR	07/10/20	07/30/20	290,000.00	0.62	452.40	290,000.00	277,996.90
AZ TRAN BOARD TXBL REV BONDS DTD 02/12/2020 1.958% 07/01/2024	040654XU4	385,000.00	AA+	Aa1	01/10/20	02/12/20	385,000.00	1.96	1,884.58	385,000.00	379,883.35
SAN JUAN USD, CA TXBL GO BONDS DTD 10/29/2020 0.702% 08/01/2024	798306WN2	110,000.00	NR	Aa2	10/16/20	10/29/20	110,000.00	0.70	128.70	110,000.00	105,095.10
MD ST TXBL GO BONDS DTD 08/05/2020 0.510% 08/01/2024	574193TQ1	195,000.00	AAA	Aaa	07/23/20	08/05/20	194,945.40	0.52	165.75	194,968.03	186,538.95
MS ST TXBL GO BONDS DTD 08/06/2020 0.565% 11/01/2024	605581MZ7	165,000.00	AA	Aa2	07/24/20	08/06/20	165,000.00	0.57	388.44	165,000.00	156,363.90

**Managed Account Detail of Securities Held**

For the Month Ending **March 31, 2022**

**CITY OF YORBA LINDA - 97480000**

<b>Security Type/Description</b>	<b>Dated Date/Coupon/Maturity</b>	<b>CUSIP</b>	<b>Par</b>	<b>S&amp;P Rating</b>	<b>Moody's Rating</b>	<b>Trade Date</b>	<b>Settle Date</b>	<b>Original Cost</b>	<b>YTM at Cost</b>	<b>Accrued Interest</b>	<b>Amortized Cost</b>	<b>Market Value</b>
<b>Municipal Bond / Note</b>												
SAN DEIGO CNTY WTR AUTH, CA TXBL REV BON	DTD 07/22/2020 0.743% 05/01/2025	797412DM2	260,000.00	AAA	Aa2	07/09/20	07/22/20	260,000.00	0.74	804.92	260,000.00	244,030.80
UNIV OF CAL TXBL REV BONDS	DTD 07/16/2020 0.933% 05/15/2025	91412HFM0	130,000.00	AA	Aa2	07/10/20	07/16/20	130,000.00	0.93	458.21	130,000.00	122,720.00
FL ST BOARD OF ADMIN TXBL REV BONDS	DTD 09/16/2020 1.258% 07/01/2025	341271AD6	130,000.00	AA	Aa3	09/03/20	09/16/20	130,919.10	1.11	408.85	130,623.77	123,427.20
WI DEPT OF TRANS TXBL REV BONDS	DTD 07/30/2020 0.774% 07/01/2025	977123X78	250,000.00	AAA	NR	07/10/20	07/30/20	250,000.00	0.77	483.75	250,000.00	234,332.50
FL ST BOARD OF ADMIN TXBL REV BONDS	DTD 09/16/2020 1.258% 07/01/2025	341271AD6	275,000.00	AA	Aa3	09/03/20	09/16/20	275,000.00	1.26	864.88	275,000.00	261,096.00
SAN JUAN USD, CA TXBL GO BONDS	DTD 10/29/2020 0.852% 08/01/2025	798306WP7	135,000.00	NR	Aa2	10/16/20	10/29/20	135,000.00	0.85	191.70	135,000.00	126,536.85
LOS ANGELES CCD, CA TXBL GO BONDS	DTD 11/10/2020 0.773% 08/01/2025	54438CYK2	260,000.00	AA+	Aaa	10/30/20	11/10/20	260,000.00	0.77	334.97	260,000.00	240,726.20
LOS ANGELES USD, CA TXBL GO BONDS	DTD 11/10/2021 1.455% 07/01/2026	544647FC9	150,000.00	NR	Aa3	10/28/21	11/10/21	150,000.00	1.46	545.63	150,000.00	139,386.00
<b>Security Type Sub-Total</b>			<b>3,485,000.00</b>					<b>3,485,864.50</b>	<b>1.08</b>	<b>9,547.70</b>	<b>3,485,591.80</b>	<b>3,334,304.95</b>

**Federal Agency Commercial Mortgage-Backed Security**

FHLMC MULTIFAMILY STRUCTURED P	DTD 11/01/2015 2.716% 06/01/2022	3137BLUR7	88,514.92	AA+	Aaa	03/07/19	03/12/19	88,366.24	2.77	200.34	88,507.21	88,512.09
FHLMC SERIES K032 A1	DTD 09/01/2013 3.016% 02/01/2023	3137B4GX8	28,828.80	AA+	Aaa	06/13/18	06/18/18	28,897.49	2.96	72.46	28,841.24	28,919.10
FHMS K724 A2	DTD 01/01/2017 3.062% 11/01/2023	3137BTU25	225,000.00	AA+	Aaa	01/28/21	02/02/21	240,196.29	0.58	574.13	233,781.09	226,641.54

<b>Security Type Sub-Total</b>			<b>342,343.72</b>					<b>357,460.02</b>	<b>1.35</b>	<b>846.93</b>	<b>351,129.54</b>	<b>344,072.73</b>
--------------------------------	--	--	-------------------	--	--	--	--	-------------------	-------------	---------------	-------------------	-------------------

**Federal Agency Bond / Note**

**Managed Account Detail of Securities Held**

For the Month Ending **March 31, 2022**

**CITY OF YORBA LINDA - 97480000**

<b>Security Type/Description</b> <b>Dated Date/Coupon/Maturity</b>	<b>CUSIP</b>	<b>Par</b>	<b>S&amp;P Rating</b>	<b>Moody's Rating</b>	<b>Trade Date</b>	<b>Settle Date</b>	<b>Original Cost</b>	<b>YTM at Cost</b>	<b>Accrued Interest</b>	<b>Amortized Cost</b>	<b>Market Value</b>
<b>Federal Agency Bond / Note</b>											
FREDDIE MAC NOTES DTD 04/20/2020 0.375% 04/20/2023	3137EAEQ8	725,000.00	AA+	Aaa	04/17/20	04/20/20	723,187.50	0.46	1,215.89	724,364.38	714,784.03
FANNIE MAE NOTES DTD 05/22/2020 0.250% 05/22/2023	3135G04Q3	595,000.00	AA+	Aaa	05/20/20	05/22/20	593,209.05	0.35	533.02	594,319.60	584,218.01
FANNIE MAE NOTES DTD 07/10/2020 0.250% 07/10/2023	3135G05G4	1,000,000.00	AA+	Aaa	07/08/20	07/10/20	997,850.00	0.32	562.50	999,086.99	977,553.00
FREDDIE MAC NOTES DTD 09/04/2020 0.250% 09/08/2023	3137EAEW5	110,000.00	AA+	Aaa	09/03/20	09/04/20	110,046.20	0.24	17.57	110,022.07	107,071.36
FREDDIE MAC NOTES DTD 12/04/2020 0.250% 12/04/2023	3137EAFA2	475,000.00	AA+	Aaa	12/02/20	12/04/20	474,529.75	0.28	385.94	474,737.18	459,449.93
FEDERAL HOME LOAN BANK NOTES DTD 04/16/2020 0.500% 04/14/2025	3130AJHU6	840,000.00	AA+	Aaa	04/15/20	04/16/20	835,833.60	0.60	1,948.33	837,466.81	790,216.56
FANNIE MAE NOTES DTD 04/24/2020 0.625% 04/22/2025	3135G03U5	965,000.00	AA+	Aaa	04/22/20	04/24/20	963,012.10	0.67	2,663.80	963,782.63	910,932.02
FANNIE MAE NOTES DTD 06/19/2020 0.500% 06/17/2025	3135G04Z3	1,000,000.00	AA+	Aaa	06/17/20	06/19/20	997,930.00	0.54	1,444.44	998,668.80	936,861.00
FREDDIE MAC NOTES DTD 07/23/2020 0.375% 07/21/2025	3137EAEU9	435,000.00	AA+	Aaa	07/21/20	07/23/20	432,833.70	0.48	317.19	433,566.49	405,276.89
FREDDIE MAC NOTES DTD 09/25/2020 0.375% 09/23/2025	3137EAEX3	495,000.00	AA+	Aaa	09/23/20	09/25/20	493,510.05	0.44	41.25	493,961.77	459,492.66
<b>Security Type Sub-Total</b>		<b>6,640,000.00</b>					<b>6,621,941.95</b>	<b>0.47</b>	<b>9,129.93</b>	<b>6,629,976.72</b>	<b>6,345,855.46</b>
<b>Corporate Note</b>											
CHEVRON CORP CORPORATE NOTES DTD 05/11/2020 1.141% 05/11/2023	166764BV1	200,000.00	AA-	Aa2	05/07/20	05/11/20	200,000.00	1.14	887.44	200,000.00	197,734.40
BRISTOL-MYERS SQUIBB CO (CALLABLE) CORP DTD 11/13/2020 0.537% 11/13/2023	110122DT2	240,000.00	A+	A2	11/09/20	11/13/20	240,000.00	0.54	494.04	240,000.00	236,918.40

**Managed Account Detail of Securities Held**

For the Month Ending **March 31, 2022**

**CITY OF YORBA LINDA - 97480000**

<b>Security Type/Description</b>	<b>CUSIP</b>	<b>Par</b>	<b>S&amp;P Rating</b>	<b>Moody's Rating</b>	<b>Trade Date</b>	<b>Settle Date</b>	<b>Original Cost</b>	<b>YTM at Cost</b>	<b>Accrued Interest</b>	<b>Amortized Cost</b>	<b>Market Value</b>
<b>Corporate Note</b>											
PNC BANK NA CORP NOTES (CALLABLE) DTD 01/23/2019 3.500% 01/23/2024	693475AV7	215,000.00	A-	A3	10/23/19	10/25/19	227,106.65	2.11	1,421.39	220,025.85	218,014.30
IBM CORP NOTES DTD 02/12/2014 3.625% 02/12/2024	459200HU8	400,000.00	A-	A3	10/03/19	10/07/19	427,428.00	1.97	1,973.61	411,772.12	407,788.00
UNILEVER CAPITAL CORP CORPORATE NOTES (C DTD 09/07/2018 3.250% 03/07/2024	904764BG1	110,000.00	A+	A1	05/18/20	05/20/20	119,134.40	1.01	238.33	114,553.75	111,314.50
JPMORGAN CHASE & CO CORPORATE NOTES (CAL DTD 03/16/2021 0.697% 03/16/2024	46647PBZ8	115,000.00	A-	A2	03/09/21	03/16/21	115,000.00	0.70	33.40	115,000.00	112,779.01
CHARLES SCHWAB CORP NOTES (CALLABLE) DTD 03/18/2021 0.750% 03/18/2024	808513BN4	50,000.00	A	A2	03/16/21	03/18/21	49,975.00	0.77	13.54	49,983.65	48,342.10
MORGAN STANLEY CORP NOTES (CALLABLE) DTD 04/22/2021 0.731% 04/05/2024	61772BAA1	30,000.00	BBB+	A1	04/19/21	04/22/21	30,000.00	0.73	107.21	30,000.00	29,369.79
MORGAN STANLEY CORP NOTES (CALLABLE) DTD 04/22/2021 0.731% 04/05/2024	61772BAA1	95,000.00	BBB+	A1	04/20/21	04/22/21	95,110.20	0.69	339.51	95,057.03	93,004.34
BANK OF NY MELLON CORP NOTES (CALLABLE) DTD 04/26/2021 0.500% 04/26/2024	06406RAS6	95,000.00	A	A1	04/19/21	04/26/21	94,898.35	0.54	204.51	94,929.88	90,835.58
AMAZON.COM INC CORPORATE NOTES DTD 05/12/2021 0.450% 05/12/2024	023135BW5	140,000.00	AA	A1	05/10/21	05/12/21	139,795.60	0.50	243.25	139,856.02	134,447.60
UNITEDHEALTH GROUP INC (CALLABLE) CORP N DTD 05/19/2021 0.550% 05/15/2024	91324PEB4	105,000.00	A+	A3	05/17/21	05/19/21	104,890.80	0.59	218.17	104,922.50	100,592.52
ASTRAZENECA FINANCE LLC (CALLABLE) CORP DTD 05/28/2021 0.700% 05/28/2024	04636NAC7	165,000.00	A-	A3	05/25/21	05/28/21	164,985.15	0.70	394.63	164,989.32	158,243.42



**Managed Account Detail of Securities Held**

For the Month Ending **March 31, 2022**

**CITY OF YORBA LINDA - 97480000**

<b>Security Type/Description</b> <b>Dated Date/Coupon/Maturity</b>	<b>CUSIP</b>	<b>Par</b>	<b>S&amp;P Rating</b>	<b>Moody's Rating</b>	<b>Trade Date</b>	<b>Settle Date</b>	<b>Original Cost</b>	<b>YTM at Cost</b>	<b>Accrued Interest</b>	<b>Amortized Cost</b>	<b>Market Value</b>
<b>Corporate Note</b>											
JOHN DEERE CAPITAL CORP CORPORATE NOTES DTD 06/10/2021 0.450% 06/07/2024	24422EVO9	125,000.00	A	A2	06/07/21	06/10/21	124,843.75	0.49	178.13	124,885.92	119,580.50
US BANCORP NOTES (CALLABLE) DTD 07/29/2019 2.400% 07/30/2024	91159HHX1	350,000.00	A+	A2	08/08/19	08/12/19	354,424.00	2.13	1,423.33	352,033.25	347,627.35
AMERICAN HONDA FINANCE CORPORATE NOTES DTD 09/09/2021 0.750% 08/09/2024	02665WDY4	105,000.00	A-	A3	09/07/21	09/09/21	104,930.70	0.77	113.75	104,943.97	100,041.17
BMW US CAPITAL LLC CORPORATE NOTES DTD 08/12/2021 0.750% 08/12/2024	05565EBU8	65,000.00	A	A2	08/09/21	08/12/21	64,994.15	0.75	66.35	64,995.39	61,999.02
BMW US CAPITAL LLC CORPORATE NOTES DTD 08/12/2021 0.750% 08/12/2024	05565EBU8	120,000.00	A	A2	08/10/21	08/12/21	120,092.40	0.72	122.50	120,072.84	114,459.72
HONEYWELL INTERNATIONAL (CALLABLE) NOTE DTD 08/08/2019 2.300% 08/15/2024	438516BW5	180,000.00	A	A2	05/19/20	05/20/20	189,532.80	1.02	529.00	185,253.41	178,963.02
WALT DISNEY COMPANY/THE DTD 09/06/2019 1.750% 08/30/2024	254687FK7	430,000.00	BBB+	A2	09/03/19	09/06/19	428,245.60	1.84	647.99	429,149.79	422,090.15
JOHN DEERE CAPITAL CORP CORPORATE NOTES DTD 09/10/2021 0.625% 09/10/2024	24422EVU0	45,000.00	A	A2	09/07/21	09/10/21	44,970.75	0.65	16.41	44,976.17	42,807.96
GOLDMAN SACHS GROUP INC CORPORATE NOTES DTD 06/10/2021 0.657% 09/10/2024	38141GYE8	240,000.00	BBB+	A2	06/07/21	06/10/21	240,000.00	0.66	91.98	240,000.00	232,023.60
CATERPILLAR FINL SERVICE CORPORATE NOTES DTD 09/14/2021 0.600% 09/13/2024	14913R2P1	240,000.00	A	A2	09/07/21	09/14/21	239,673.60	0.65	72.00	239,732.92	228,646.32
NESTLE HOLDINGS INC CORP NOTES (CALLABLE) DTD 09/14/2021 0.606% 09/14/2024	641062AU8	355,000.00	AA-	Aa3	09/07/21	09/14/21	355,000.00	0.61	101.59	355,000.00	336,679.87

**Managed Account Detail of Securities Held**

For the Month Ending **March 31, 2022**

**CITY OF YORBA LINDA - 97480000**

<b>Security Type/Description</b>	<b>Dated Date/Coupon/Maturity</b>	<b>CUSIP</b>	<b>Par</b>	<b>S&amp;P Rating</b>	<b>Moody's Rating</b>	<b>Trade Date</b>	<b>Settle Date</b>	<b>Original Cost</b>	<b>YTM at Cost</b>	<b>Accrued Interest</b>	<b>Amortized Cost</b>	<b>Market Value</b>
<b>Corporate Note</b>												
BANK OF NY MELLON CORP DTD 10/24/2019 2.100% 10/24/2024		06406RAL1	135,000.00	A	A1	01/21/20	01/28/20	135,594.00	2.00	1,236.38	135,321.54	132,862.01
CITIGROUP INC CORPORATE NOTES DTD 10/30/2020 0.776% 10/30/2024		172967MT5	245,000.00	BBB+	A3	10/23/20	10/30/20	245,000.00	0.78	797.45	245,000.00	236,655.30
PACCAR FINANCIAL CORP CORPORATE NOTES DTD 11/08/2021 0.900% 11/08/2024		69371RR57	355,000.00	A+	A1	11/02/21	11/08/21	354,978.70	0.90	1,269.13	354,981.50	339,504.61
TOYOTA MOTOR CREDIT CORP CORPORATE NOTES DTD 01/13/2022 1.450% 01/13/2025		89236TJT3	115,000.00	A+	A1	01/10/22	01/13/22	114,845.90	1.50	361.29	114,856.87	110,704.06
NATIONAL RURAL UTIL COOP CORPORATE NOTES DTD 02/07/2022 1.875% 02/07/2025		63743HFC1	70,000.00	A-	A2	01/31/22	02/07/22	69,997.90	1.88	196.88	69,998.00	67,625.95
TOYOTA MOTOR CREDIT CORP CORP NOTES DTD 02/13/2020 1.800% 02/13/2025		89236TGT6	240,000.00	A+	A1	02/19/20	02/21/20	239,488.80	1.84	576.00	239,705.20	232,799.28
NOVARTIS CAPITAL CORP DTD 02/14/2020 1.750% 02/14/2025		66989HAP3	230,000.00	AA-	A1	09/18/20	09/22/20	241,299.90	0.62	525.49	237,310.86	224,339.70
LOCKHEED MARTIN CORP NOTES (CALLABLE) DTD 02/20/2015 2.900% 03/01/2025		539830BE8	110,000.00	A-	A3	03/04/21	03/08/21	118,339.10	0.95	265.83	115,960.87	110,455.95
JOHN DEERE CAPITAL CORP CORPORATE NOTES DTD 03/07/2022 2.125% 03/07/2025		24422EWB1	30,000.00	A	A2	03/02/22	03/07/22	29,987.10	2.14	42.50	29,987.39	29,529.93
ROCHE HOLDINGS INC (CALLABLE) CORPORATE DTD 03/10/2022 2.132% 03/10/2025		771196BT8	430,000.00	AA	Aa3	03/03/22	03/10/22	430,000.00	2.13	534.78	430,000.00	421,392.69
HOME DEPOT INC CORPORATE NOTES DTD 03/28/2022 2.700% 04/15/2025		437076CM2	35,000.00	A	NR	03/24/22	03/28/22	34,938.75	2.76	7.88	34,938.97	34,900.60

**Managed Account Detail of Securities Held**

For the Month Ending **March 31, 2022**

**CITY OF YORBA LINDA - 97480000**

<b>Security Type/Description</b> <b>Dated Date/Coupon/Maturity</b>	<b>CUSIP</b>	<b>Par</b>	<b>S&amp;P Rating</b>	<b>Moody's Rating</b>	<b>Trade Date</b>	<b>Settle Date</b>	<b>Original Cost</b>	<b>YTM at Cost</b>	<b>Accrued Interest</b>	<b>Amortized Cost</b>	<b>Market Value</b>
<b>Corporate Note</b>											
CITIGROUP INC CORPORATE NOTES DTD 05/04/2021 0.981% 05/01/2025	172967MX6	60,000.00	BBB+	A3	04/27/21	05/04/21	60,000.00	0.98	245.25	60,000.00	57,161.10
CITIGROUP INC CORPORATE NOTES DTD 05/04/2021 0.981% 05/01/2025	172967MX6	60,000.00	BBB+	A3	04/28/21	05/04/21	60,118.20	0.93	245.25	60,091.28	57,161.10
HONEYWELL INTL CORP NOTES (CALLABLE) DTD 05/18/2020 1.350% 06/01/2025	438516CB0	95,000.00	A	A2	06/01/20	06/03/20	96,957.00	0.93	427.50	96,228.99	91,144.24
HONEYWELL INTL CORP NOTES (CALLABLE) DTD 05/18/2020 1.350% 06/01/2025	438516CB0	120,000.00	A	A2	02/25/22	03/01/22	116,691.60	2.23	540.00	116,777.93	115,129.56
EMERSON ELECTRIC CO CORPORATE NOTES (CAL DTD 05/21/2015 3.150% 06/01/2025	291011BG8	145,000.00	A	A2	09/29/20	09/30/20	160,246.75	0.85	1,522.50	155,066.83	145,782.28
JPMORGAN CHASE & CO CORPORATE NOTES DTD 06/01/2021 0.824% 06/01/2025	46647PCH7	310,000.00	A-	A2	05/24/21	06/01/21	310,000.00	0.82	851.47	310,000.00	295,453.56
AMAZON.COM INC CORPORATE NOTES DTD 06/03/2020 0.800% 06/03/2025	023135BQ8	245,000.00	AA	A1	06/03/20	06/05/20	244,916.70	0.81	642.44	244,947.07	231,037.70
BURLINGTN NORTH SANTA FE CORP NOTES (CAL DTD 08/20/2015 3.650% 09/01/2025	12189LAY7	205,000.00	AA-	A3	05/20/21	05/24/21	227,334.75	1.03	623.54	222,591.09	209,743.09
ABBOTT LABORATORIES CORPORATE NOTES (CAL DTD 03/22/2017 3.875% 09/15/2025	002824BM1	105,000.00	AA-	A1	09/24/20	09/28/20	120,317.40	0.87	180.83	115,422.24	108,549.53
MORGAN STANLEY CORP NOTES (CALLABLE) DTD 10/19/2021 1.164% 10/21/2025	61747YEG6	120,000.00	BBB+	A1	10/14/21	10/19/21	120,000.00	1.16	628.56	120,000.00	113,971.08
LOCKHEED MARTIN CORP NOTES (CALLABLE) DTD 11/23/2015 3.550% 01/15/2026	539830BH1	220,000.00	A-	A3	07/21/21	07/23/21	243,678.60	1.08	1,648.78	239,816.46	225,177.70

**Managed Account Detail of Securities Held**

For the Month Ending **March 31, 2022**

**CITY OF YORBA LINDA - 97480000**

<b>Security Type/Description</b>	<b>CUSIP</b>	<b>Par</b>	<b>S&amp;P Rating</b>	<b>Moody's Rating</b>	<b>Trade Date</b>	<b>Settle Date</b>	<b>Original Cost</b>	<b>YTM at Cost</b>	<b>Accrued Interest</b>	<b>Amortized Cost</b>	<b>Market Value</b>
<b>Corporate Note</b>											
GOLDMAN SACHS GROUP INC CORPORATE NOTES DTD 02/12/2021 0.855% 02/12/2026	38141GXS8	150,000.00	BBB+	A2	02/12/21	02/17/21	150,352.50	0.81	174.56	150,273.52	139,706.85
STATE STREET CORP NOTES (CALLABLE) DTD 10/29/2020 2.901% 03/30/2026	857477BM4	230,000.00	A	A1	03/10/22	03/14/22	231,386.90	2.74	18.53	231,364.45	227,471.84
BANK OF AMERICA CORP NOTES (CALLABLE) DTD 03/22/2022 3.384% 04/02/2026	06051GKM0	250,000.00	A-	A2	03/17/22	03/22/22	250,000.00	3.38	211.50	250,000.00	249,619.75
BANK OF AMERICA CORP NOTES DTD 04/19/2016 3.500% 04/19/2026	06051GFX2	160,000.00	A-	A2	02/01/22	02/03/22	168,734.40	2.14	2,520.00	168,410.27	161,796.16
IBM CORP DTD 05/15/2019 3.300% 05/15/2026	459200JZ5	225,000.00	A-	A3	07/21/21	07/23/21	248,197.50	1.09	2,805.00	244,870.37	227,295.45
ASTRAZENECA FINANCE LLC (CALLABLE) CORP DTD 05/28/2021 1.200% 05/28/2026	04636NAA1	145,000.00	A-	A3	07/15/21	07/19/21	145,201.55	1.17	594.50	145,171.96	135,047.64
WALMART INC CORP NOTES (CALABLE) DTD 04/23/2019 3.050% 07/08/2026	931142EM1	110,000.00	AA	Aa2	02/23/22	02/25/22	114,119.50	2.15	773.51	114,025.45	111,611.06
CATERPILLAR FINL SERVICE CORPORATE NOTES DTD 09/14/2021 1.150% 09/14/2026	14913R2Q9	120,000.00	A	A2	11/29/21	11/30/21	118,240.80	1.47	65.17	118,363.51	111,263.16
JPMORGAN CHASE & CO CORP NOTES DTD 07/21/2016 2.950% 10/01/2026	46625HRV4	230,000.00	A-	A2	11/19/21	11/23/21	243,103.10	1.72	3,392.50	242,097.57	228,449.11
AMERICAN EXPRESS CO (CALLABLE) CORPORATE DTD 11/04/2021 1.650% 11/04/2026	025816CM9	245,000.00	BBB+	A2	11/19/21	11/23/21	244,593.30	1.69	1,650.69	244,622.33	230,883.84
JOHN DEERE CAPITAL CORP CORPORATE NOTES DTD 01/10/2022 1.700% 01/11/2027	24422EWA3	120,000.00	A	A2	02/25/22	02/28/22	116,650.80	2.31	459.00	116,711.08	113,362.08
TARGET CORP CORPORATE NOTES DTD 01/24/2022 1.950% 01/15/2027	87612EBM7	65,000.00	A	A2	01/19/22	01/24/22	64,889.50	1.99	235.90	64,893.57	62,800.21



**Managed Account Detail of Securities Held**

For the Month Ending **March 31, 2022**

**CITY OF YORBA LINDA - 97480000**

<b>Security Type/Description</b>	<b>Dated Date/Coupon/Maturity</b>	<b>CUSIP</b>	<b>Par</b>	<b>S&amp;P Rating</b>	<b>Moody's Rating</b>	<b>Trade Date</b>	<b>Settle Date</b>	<b>Original Cost</b>	<b>YTM at Cost</b>	<b>Accrued Interest</b>	<b>Amortized Cost</b>	<b>Market Value</b>
<b>Corporate Note</b>												
TARGET CORP CORPORATE NOTES DTD 01/24/2022 1.950% 01/15/2027		87612EBM7	120,000.00	A	A2	01/20/22	01/24/22	120,085.20	1.94	435.50	120,082.06	115,938.84
<b>Security Type Sub-Total</b>			<b>10,065,000.00</b>					<b>10,265,318.10</b>	<b>1.35</b>	<b>36,638.15</b>	<b>10,202,023.01</b>	<b>9,830,629.65</b>
<b>Certificate of Deposit</b>												
CREDIT SUISSE NEW YORK CERT DEPOS DTD 03/23/2021 0.590% 03/17/2023		22552G3C2	365,000.00	A-1	P-1	03/19/21	03/23/21	365,000.00	0.59	89.73	365,000.00	359,679.03
<b>Security Type Sub-Total</b>			<b>365,000.00</b>					<b>365,000.00</b>	<b>0.59</b>	<b>89.73</b>	<b>365,000.00</b>	<b>359,679.03</b>
<b>Asset-Backed Security</b>												
TAOT 2019-A A3 DTD 02/13/2019 2.910% 07/15/2023		89239AAD5	69,275.21	AAA	Aaa	02/05/19	02/13/19	69,262.59	2.91	89.60	69,271.53	69,432.18
GMALT 2020-3 A3 DTD 09/29/2020 0.450% 08/21/2023		362569AC9	149,157.86	AAA	Aaa	09/22/20	09/29/20	149,143.57	0.45	20.51	149,151.00	148,715.01
ALLYA 2019-1 A3 DTD 02/13/2019 2.910% 09/15/2023		02004WAC5	19,837.65	NR	Aaa	02/05/19	02/13/19	19,835.26	2.91	25.66	19,836.89	19,875.81
NAROT 2019-A A3 DTD 02/13/2019 2.900% 10/15/2023		65479KAD2	49,590.77	NR	Aaa	02/05/19	02/13/19	49,583.27	2.90	63.92	49,588.30	49,685.55
NALT 2020-B A3 DTD 09/29/2020 0.430% 10/16/2023		65480EAD3	182,794.14	AAA	Aaa	09/22/20	09/29/20	182,775.33	0.43	34.93	182,784.62	182,041.85
BMWLT 2021-1 A3 DTD 03/10/2021 0.290% 01/25/2024		05591RAC8	115,000.00	AAA	Aaa	03/02/21	03/10/21	114,996.35	0.29	5.56	114,997.69	113,842.69
TLOT 2021-A A3 DTD 04/21/2021 0.390% 04/22/2024		89238EAC0	130,000.00	AAA	Aaa	04/13/21	04/21/21	129,984.83	0.39	15.49	129,989.60	127,610.93
GMALT 2021-2 A3 DTD 05/26/2021 0.340% 05/20/2024		380144AC9	245,000.00	AAA	NR	05/18/21	05/26/21	244,961.54	0.35	25.45	244,972.48	241,084.80
NAROT 2020-B A3 DTD 06/30/2020 0.550% 07/15/2024		65479CAD0	98,867.58	AAA	Aaa	06/23/20	06/30/20	98,864.86	0.55	24.17	98,866.04	98,235.44

**Managed Account Detail of Securities Held**

For the Month Ending **March 31, 2022**

**CITY OF YORBA LINDA - 97480000**

<b>Security Type/Description</b>	<b>CUSIP</b>	<b>Par</b>	<b>S&amp;P Rating</b>	<b>Moody's Rating</b>	<b>Trade Date</b>	<b>Settle Date</b>	<b>Original Cost</b>	<b>YTM at Cost</b>	<b>Accrued Interest</b>	<b>Amortized Cost</b>	<b>Market Value</b>
<b>Asset-Backed Security</b>											
TAOT 2020-C A3 DTD 07/27/2020 0.440% 10/15/2024	89237VAB5	150,436.04	AAA	Aaa	07/21/20	07/27/20	150,424.47	0.44	29.42	150,429.07	148,948.05
HAROT 2020-3 A3 DTD 09/29/2020 0.370% 10/18/2024	43813KAC6	260,000.00	AAA	NR	09/22/20	09/29/20	259,961.81	0.37	34.74	259,975.98	256,773.87
BMWOT 2020-A A3 DTD 07/15/2020 0.480% 10/25/2024	09661RAD3	104,858.18	AAA	NR	07/08/20	07/15/20	104,850.25	0.48	8.39	104,853.42	104,001.42
HART 2020-B A3 DTD 07/22/2020 0.480% 12/16/2024	44933FAC0	174,008.25	AAA	NR	07/14/20	07/22/20	173,975.68	0.48	37.12	173,988.20	172,535.55
VZOT 2020-B A DTD 08/12/2020 0.470% 02/20/2025	92290BAA9	305,000.00	NR	Aaa	08/04/20	08/12/20	304,935.95	0.47	43.80	304,959.08	300,804.85
CARMX 2020-3 A3 DTD 07/22/2020 0.620% 03/17/2025	14315FAD9	192,702.27	AAA	NR	07/14/20	07/22/20	192,669.25	0.62	53.10	192,681.26	191,014.72
GMALT 2021-3 A4 DTD 08/18/2021 0.500% 07/21/2025	36262XAD6	55,000.00	AAA	NR	08/10/21	08/18/21	54,998.01	0.50	8.40	54,998.32	52,409.86
KCOT 2021-1A A3 DTD 04/14/2021 0.620% 08/15/2025	50117TAC5	110,000.00	NR	Aaa	04/06/21	04/14/21	109,977.49	0.62	30.31	109,982.49	105,612.43
CARMX 2020-4 A3 DTD 10/21/2020 0.500% 08/15/2025	14316HAC6	175,000.00	AAA	NR	10/14/20	10/21/20	174,961.48	0.50	38.89	174,973.02	171,796.66
HART 2021-A A3 DTD 04/28/2021 0.380% 09/15/2025	44933LAC7	105,000.00	AAA	NR	04/20/21	04/28/21	104,988.95	0.38	17.73	104,991.28	102,301.76
KCOT 2021-2A A3 DTD 07/28/2021 0.560% 11/17/2025	50117XAE2	100,000.00	NR	Aaa	07/20/21	07/28/21	99,996.23	0.56	24.89	99,996.82	94,886.16
CARMX 2021-1 A3 DTD 01/27/2021 0.340% 12/15/2025	14316NAC3	75,000.00	AAA	NR	01/20/21	01/27/21	74,985.18	0.34	11.33	74,988.75	73,162.05
CARMX 2021-2 A3 DTD 04/21/2021 0.520% 02/17/2026	14314QAC8	160,000.00	AAA	NR	04/13/21	04/21/21	159,965.52	0.52	36.98	159,972.27	156,300.86
CARMX 2021-3 A3 DTD 07/28/2021 0.550% 06/15/2026	14317DAC4	305,000.00	AAA	Aaa	07/21/21	07/28/21	304,949.83	0.55	74.56	304,956.78	295,898.34

**Managed Account Detail of Securities Held**

For the Month Ending **March 31, 2022**

CITY OF YORBA LINDA - 97480000

<b>Security Type/Description</b> <b>Dated Date/Coupon/Maturity</b>	<b>CUSIP</b>	<b>Par</b>	<b>S&amp;P Rating</b>	<b>Moody's Rating</b>	<b>Trade Date</b>	<b>Settle Date</b>	<b>Original Cost</b>	<b>YTM at Cost</b>	<b>Accrued Interest</b>	<b>Amortized Cost</b>	<b>Market Value</b>
<b>Asset-Backed Security</b>											
DCENT 2021-A1 A1 DTD 09/27/2021 0.580% 09/15/2026	254683CP8	270,000.00	AAA	Aaa	09/20/21	09/27/21	269,942.19	0.58	69.60	269,948.12	256,039.19
COMET 2021-A3 A3 DTD 11/30/2021 1.040% 11/16/2026	14041NFY2	355,000.00	AAA	NR	11/18/21	11/30/21	354,951.08	1.04	164.09	354,954.37	339,944.49
<b>Security Type Sub-Total</b>		<b>3,956,527.95</b>					<b>3,955,940.97</b>	<b>0.61</b>	<b>988.64</b>	<b>3,956,107.38</b>	<b>3,872,954.52</b>
<b>Managed Account Sub-Total</b>		<b>48,563,871.67</b>					<b>48,913,968.62</b>	<b>0.99</b>	<b>120,060.32</b>	<b>48,755,731.66</b>	<b>47,020,375.70</b>
<b>Securities Sub-Total</b>		<b>\$48,563,871.67</b>					<b>\$48,913,968.62</b>	<b>0.99%</b>	<b>\$120,060.32</b>	<b>\$48,755,731.66</b>	<b>\$47,020,375.70</b>
<b>Accrued Interest</b>											<b>\$120,060.32</b>
<b>Total Investments</b>											<b>\$47,140,436.02</b>

**Managed Account Fair Market Value & Analytics**

For the Month Ending **March 31, 2022**

**CITY OF YORBA LINDA - 97480000**

<b>Security Type/Description</b>	<b>Dated Date/Coupon/Maturity</b>	<b>CUSIP</b>	<b>Par</b>	<b>Broker</b>	<b>Next Call Date</b>	<b>Market Price</b>	<b>Market Value</b>	<b>Unreal G/L On Cost</b>	<b>Unreal G/L Amort Cost</b>	<b>Effective Duration</b>	<b>YTM at Mkt</b>
<b>U.S. Treasury Bond / Note</b>											
US TREASURY NOTES	DTD 05/15/2020 0.125% 05/15/2023	912828ZP8	190,000.00	JPM_CHA		98.08	186,348.43	(3,466.02)	(3,563.02)	1.12	1.86
US TREASURY NOTES	DTD 06/30/2016 1.375% 06/30/2023	912828S35	500,000.00	MERRILL		99.25	496,250.00	(1,484.38)	(2,995.35)	1.24	1.98
US TREASURY N/B NOTES	DTD 06/30/2021 0.125% 06/30/2023	91282CCK5	875,000.00	DEUTSCH		97.73	855,175.83	(17,568.31)	(18,414.26)	1.25	1.97
US TREASURY NOTES	DTD 08/01/2016 1.250% 07/31/2023	912828S92	500,000.00	MERRILL		98.94	494,687.50	(3,339.84)	(4,625.74)	1.33	2.06
US TREASURY NOTES	DTD 09/30/2016 1.375% 09/30/2023	912828T26	500,000.00	BARCLAYS		98.89	494,453.10	(1,171.90)	(3,791.12)	1.49	2.13
US TREASURY NOTES	DTD 10/31/2016 1.625% 10/31/2023	912828T91	500,000.00	BNP_PARI		99.16	495,781.25	(6,933.59)	(5,272.60)	1.56	2.17
US TREASURY NOTES	DTD 11/15/2020 0.250% 11/15/2023	91282CAW1	230,000.00	HSBC		96.89	222,848.43	(6,783.21)	(6,870.44)	1.62	2.21
US TREASURY NOTES	DTD 11/15/2020 0.250% 11/15/2023	91282CAW1	500,000.00	MITSU		96.89	484,453.10	(12,558.62)	(13,112.77)	1.62	2.21
US TREASURY NOTES	DTD 11/30/2016 2.125% 11/30/2023	912828U57	455,000.00	CITIGRP		99.84	454,289.06	(14,645.32)	(6,314.18)	1.64	2.22
US TREASURY NOTES	DTD 11/30/2016 2.125% 11/30/2023	912828U57	925,000.00	NOMURA		99.84	923,554.69	(32,266.60)	(26,200.06)	1.64	2.22
US TREASURY NOTES	DTD 12/31/2018 2.625% 12/31/2023	9128285U0	125,000.00	BNP_PARI		100.61	125,761.73	(4,165.03)	(1,406.45)	1.71	2.27
US TREASURY NOTES	DTD 01/03/2017 2.250% 12/31/2023	912828V23	1,000,000.00	BNP_PARI		99.97	999,687.50	(30,898.44)	(12,913.67)	1.72	2.27
US TREASURY NOTES	DTD 02/15/2021 0.125% 02/15/2024	91282CBM2	500,000.00	JPM_CHA		96.03	480,156.25	(18,886.72)	(19,244.51)	1.88	2.30
US TREASURY NOTES	DTD 03/31/2017 2.125% 03/31/2024	912828W71	250,000.00	BARCLAYS		99.58	248,945.30	(7,792.98)	(4,050.40)	1.97	2.34
US TREASURY NOTES	DTD 05/15/2014 2.500% 05/15/2024	912828WJ5	1,000,000.00	BNP_PARI		100.20	1,002,031.20	(40,507.86)	(16,937.60)	2.06	2.40
US TREASURY N/B NOTES	DTD 06/15/2021 0.250% 06/15/2024	91282CCG4	480,000.00	JPM_CHA		95.38	457,800.00	(20,006.25)	(20,553.67)	2.20	2.41
US TREASURY NOTES	DTD 07/31/2019 1.750% 07/31/2024	912828Y87	1,000,000.00	MERRILL		98.44	984,375.00	(24,648.44)	(19,860.80)	2.29	2.44

**Managed Account Fair Market Value & Analytics**

For the Month Ending **March 31, 2022**

**CITY OF YORBA LINDA - 97480000**

<b>Security Type/Description</b>				<b>Next Call</b>	<b>Market</b>	<b>Market</b>	<b>Unreal G/L</b>	<b>Unreal G/L</b>	<b>Effective</b>	<b>YTM</b>
<b>Dated Date/Coupon/Maturity</b>	<b>CUSIP</b>	<b>Par</b>	<b>Broker</b>	<b>Date</b>	<b>Price</b>	<b>Value</b>	<b>On Cost</b>	<b>Amort Cost</b>	<b>Duration</b>	<b>at Mkt</b>
<b>U.S. Treasury Bond / Note</b>										
US TREASURY NOTES DTD 08/31/2017 1.875% 08/31/2024	9128282U3	1,500,000.00	MERRILL		98.61	1,479,140.70	(50,449.14)	(35,207.37)	2.37	2.47
US TREASURY NOTES DTD 09/30/2019 1.500% 09/30/2024	912828YH7	235,000.00	SOCGEN		97.64	229,455.46	(13,338.09)	(11,488.99)	2.46	2.48
US TREASURY NOTES DTD 09/30/2019 1.500% 09/30/2024	912828YH7	400,000.00	MERRILL		97.64	390,562.48	(9,890.65)	(9,664.33)	2.46	2.48
US TREASURY NOTES DTD 11/17/2014 2.250% 11/15/2024	912828G38	800,000.00	CITIGRP		99.38	795,000.00	(30,125.00)	(18,326.81)	2.54	2.50
US TREASURY NOTES DTD 01/31/2020 1.375% 01/31/2025	912828Z52	550,000.00	MERRILL		96.92	533,070.34	(16,972.63)	(16,954.09)	2.79	2.51
US TREASURY NOTES DTD 02/29/2020 1.125% 02/28/2025	912828ZC7	1,000,000.00	BNP_PAR		96.13	961,250.00	(53,085.94)	(47,121.81)	2.87	2.51
US TREASURY NOTES DTD 07/31/2020 0.250% 07/31/2025	91282CAB7	55,000.00	WELLS_F		92.70	50,986.72	(2,717.77)	(3,012.88)	3.32	2.54
US TREASURY NOTES DTD 11/30/2020 0.375% 11/30/2025	91282CAZ4	500,000.00	HSBC		92.44	462,187.50	(31,640.63)	(32,460.08)	3.64	2.55
US TREASURY NOTES DTD 12/31/2020 0.375% 12/31/2025	91282CBC4	245,000.00	JPM_CHA		92.33	226,203.89	(14,250.21)	(14,770.33)	3.72	2.53
US TREASURY NOTES DTD 12/31/2020 0.375% 12/31/2025	91282CBC4	650,000.00	JPM_CHA		92.33	600,132.78	(44,154.33)	(45,005.94)	3.72	2.53
US TREASURY NOTES DTD 01/31/2021 0.375% 01/31/2026	91282CBH3	650,000.00	MERRILL		92.14	598,914.03	(41,183.63)	(43,357.18)	3.81	2.54
US TREASURY NOTES DTD 02/16/2016 1.625% 02/15/2026	912828P46	650,000.00	BARCLAY		96.66	628,265.63	(51,365.23)	(44,915.20)	3.77	2.54
US TREASURY N/B NOTES DTD 03/31/2021 0.750% 03/31/2026	91282CBT7	375,000.00	JPM_CHA		93.25	349,687.50	(25,166.02)	(25,191.06)	3.95	2.54
US TREASURY N/B NOTES DTD 04/30/2021 0.750% 04/30/2026	91282CBW0	370,000.00	CABRERA		93.14	344,620.29	(24,209.01)	(24,421.81)	4.01	2.53
US TREASURY NOTES DTD 05/16/2016 1.625% 05/15/2026	912828R36	500,000.00	JPM_CHA		96.48	482,421.90	(38,867.16)	(35,378.12)	3.98	2.53
US TREASURY N/B NOTES DTD 05/31/2021 0.750% 05/31/2026	91282CCF6	500,000.00	SIEBERT		93.00	465,000.00	(33,945.31)	(34,119.55)	4.10	2.53
US TREASURY N/B NOTES DTD 06/30/2021 0.875% 06/30/2026	91282CCJ8	255,000.00	MORGAN_		93.39	238,146.08	(18,178.73)	(18,024.07)	4.17	2.52

**Managed Account Fair Market Value & Analytics**

For the Month Ending **March 31, 2022**

**CITY OF YORBA LINDA - 97480000**

<b>Security Type/Description</b>				<b>Next Call</b>	<b>Market</b>	<b>Market</b>	<b>Unreal G/L</b>	<b>Unreal G/L</b>	<b>Effective</b>	<b>YTM</b>
<b>Dated Date/Coupon/Maturity</b>	<b>CUSIP</b>	<b>Par</b>	<b>Broker</b>	<b>Date</b>	<b>Price</b>	<b>Value</b>	<b>On Cost</b>	<b>Amort Cost</b>	<b>Duration</b>	<b>at Mkt</b>
<b>U.S. Treasury Bond / Note</b>										
US TREASURY N/B NOTES DTD 07/31/2021 0.625% 07/31/2026	91282CCP4	130,000.00	HSBC		92.28	119,965.63	(6,982.42)	(7,243.51)	4.28	2.51
US TREASURY N/B NOTES DTD 07/31/2021 0.625% 07/31/2026	91282CCP4	500,000.00	GOLDMAN		92.28	461,406.25	(22,714.84)	(23,533.54)	4.28	2.51
US TREASURY N/B NOTES DTD 08/31/2021 0.750% 08/31/2026	91282CCW9	500,000.00	CSFB		92.69	463,437.50	(23,164.06)	(23,842.26)	4.35	2.51
US TREASURY N/B NOTES DTD 09/30/2021 0.875% 09/30/2026	91282CCZ2	1,000,000.00	MORGAN_		93.09	930,937.50	(53,476.56)	(54,504.40)	4.42	2.51
US TREASURY N/B NOTES DTD 11/30/2021 1.250% 11/30/2026	91282CDK4	150,000.00	MERRILL		94.59	141,890.63	(3,451.17)	(3,571.02)	4.52	2.48
US TREASURY N/B NOTES DTD 11/30/2021 1.250% 11/30/2026	91282CDK4	500,000.00	CITIGRP		94.59	472,968.75	(11,660.16)	(12,064.20)	4.52	2.48
<b>Security Type Sub-Total</b>		<b>21,545,000.00</b>				<b>20,832,249.93</b>	<b>(868,112.20)</b>	<b>(770,305.19)</b>	<b>2.69</b>	<b>2.38</b>
<b>Supra-National Agency Bond / Note</b>										
INTL BK OF RECON AND DEV NOTE DTD 04/20/2021 0.126% 04/20/2023	459058JV6	340,000.00	TD		98.13	333,641.66	(5,654.54)	(5,988.12)	1.06	1.92
INTER-AMERICAN DEVEL BK NOTES DTD 04/24/2020 0.500% 05/24/2023	4581X0DM7	570,000.00	RBC		98.29	560,276.94	(9,529.26)	(9,651.05)	1.15	2.01
INTL BK RECON & DEVELOP NOTES DTD 11/24/2020 0.250% 11/24/2023	459058JM6	775,000.00	TD		96.73	749,680.75	(23,653.00)	(24,403.19)	1.65	2.28
INTER-AMERICAN DEVEL BK NOTES DTD 09/23/2021 0.500% 09/23/2024	4581X0DZ8	480,000.00	JPM_CHA		95.21	457,030.08	(22,614.72)	(22,676.30)	2.47	2.50
<b>Security Type Sub-Total</b>		<b>2,165,000.00</b>				<b>2,100,629.43</b>	<b>(61,451.52)</b>	<b>(62,718.66)</b>	<b>1.60</b>	<b>2.20</b>
<b>Municipal Bond / Note</b>										
PORT AUTH OF NY/NJ TXBL REV BONDS DTD 07/08/2020 1.086% 07/01/2023	73358W4V3	195,000.00	CITIGRP		98.89	192,831.60	(2,168.40)	(2,168.40)	1.24	1.99
CHAFFEY UHSD, CA TXBL GO BONDS DTD 12/05/2019 2.001% 08/01/2023	157411TJ8	180,000.00	RBC		99.90	179,814.60	(185.40)	(185.40)	1.32	2.08

**Managed Account Fair Market Value & Analytics**

For the Month Ending **March 31, 2022**

**CITY OF YORBA LINDA - 97480000**

<b>Security Type/Description</b>	<b>Dated Date/Coupon/Maturity</b>	<b>CUSIP</b>	<b>Par</b>	<b>Broker</b>	<b>Next Call Date</b>	<b>Market Price</b>	<b>Market Value</b>	<b>Unreal G/L On Cost</b>	<b>Unreal G/L Amort Cost</b>	<b>Effective Duration</b>	<b>YTM at Mkt</b>
<b>Municipal Bond / Note</b>											
SAN DEIGO CNTY WTR AUTH, CA TXBL REV BON	07/22/2020 0.593% 05/01/2024	797412DL4	225,000.00	MERRILL		95.93	215,851.50	(9,148.50)	(9,148.50)	2.07	2.61
CT ST TXBL GO BONDS	06/11/2020 1.998% 07/01/2024	20772KJW0	150,000.00	SIEBERT		98.45	147,673.50	(2,326.50)	(2,326.50)	2.20	2.71
WI DEPT OF TRANS TXBL REV BONDS	07/30/2020 0.624% 07/01/2024	977123X60	290,000.00	WELLS_F		95.86	277,996.90	(12,003.10)	(12,003.10)	2.24	2.53
AZ TRAN BOARD TXBL REV BONDS	02/12/2020 1.958% 07/01/2024	040654XU4	385,000.00	JPM_CHAS		98.67	379,883.35	(5,116.65)	(5,116.65)	2.20	2.57
SAN JUAN USD, CA TXBL GO BONDS	10/29/2020 0.702% 08/01/2024	798306WN2	110,000.00	KEYBANC		95.54	105,095.10	(4,904.90)	(4,904.90)	2.32	2.68
MD ST TXBL GO BONDS	08/05/2020 0.510% 08/01/2024	574193TQ1	195,000.00	JPM_CHA		95.66	186,538.95	(8,406.45)	(8,429.08)	2.32	2.43
MS ST TXBL GO BONDS	08/06/2020 0.565% 11/01/2024	605581MZ7	165,000.00	WELLS_F		94.77	156,363.90	(8,636.10)	(8,636.10)	2.56	2.67
SAN DEIGO CNTY WTR AUTH, CA TXBL REV BON	07/22/2020 0.743% 05/01/2025	797412DM2	260,000.00	MERRILL		93.86	244,030.80	(15,969.20)	(15,969.20)	3.05	2.84
UNIV OF CAL TXBL REV BONDS	07/16/2020 0.933% 05/15/2025	91412HFM0	130,000.00	JPM_CHA		94.40	122,720.00	(7,280.00)	(7,280.00)	3.07	2.82
FL ST BOARD OF ADMIN TXBL REV BONDS	09/16/2020 1.258% 07/01/2025	341271AD6	130,000.00	MERRILL		94.94	123,427.20	(7,491.90)	(7,196.57)	3.19	2.90
WI DEPT OF TRANS TXBL REV BONDS	07/30/2020 0.774% 07/01/2025	977123X78	250,000.00	WELLS_F		93.73	234,332.50	(15,667.50)	(15,667.50)	3.21	2.80
FL ST BOARD OF ADMIN TXBL REV BONDS	09/16/2020 1.258% 07/01/2025	341271AD6	275,000.00	MERRILL		94.94	261,096.00	(13,904.00)	(13,904.00)	3.19	2.90
SAN JUAN USD, CA TXBL GO BONDS	10/29/2020 0.852% 08/01/2025	798306WP7	135,000.00	KEYBANC		93.73	126,536.85	(8,463.15)	(8,463.15)	3.29	2.83
LOS ANGELES CCD, CA TXBL GO BONDS	11/10/2020 0.773% 08/01/2025	54438CYK2	260,000.00	MERRILL		92.59	240,726.20	(19,273.80)	(19,273.80)	3.29	3.13
LOS ANGELES USD, CA TXBL GO BONDS	11/10/2021 1.455% 07/01/2026	544647FC9	150,000.00	BARCLAY		92.92	139,386.00	(10,614.00)	(10,614.00)	4.12	3.25
<b>Security Type Sub-Total</b>			<b>3,485,000.00</b>				<b>3,334,304.95</b>	<b>(151,559.55)</b>	<b>(151,286.85)</b>	<b>2.60</b>	<b>2.68</b>



**Managed Account Fair Market Value & Analytics**

For the Month Ending **March 31, 2022**

**CITY OF YORBA LINDA - 97480000**

<b>Security Type/Description</b>	<b>Dated Date/Coupon/Maturity</b>	<b>CUSIP</b>	<b>Par</b>	<b>Broker</b>	<b>Next Call Date</b>	<b>Market Price</b>	<b>Market Value</b>	<b>Unreal G/L On Cost</b>	<b>Unreal G/L Amort Cost</b>	<b>Effective Duration</b>	<b>YTM at Mkt</b>
<b>Federal Agency Commercial Mortgage-Backed Security</b>											
FHLMC MULTIFAMILY STRUCTURED P DTD 11/01/2015 2.716% 06/01/2022		3137BLUR7	88,514.92	JPM_CHAS		100.00	88,512.09	145.85	4.88	0.09	2.73
FHLMC SERIES K032 A1 DTD 09/01/2013 3.016% 02/01/2023		3137B4GX8	28,828.80	BARCLAYS		100.31	28,919.10	21.61	77.86	0.39	2.64
FHMS K724 A2 DTD 01/01/2017 3.062% 11/01/2023		3137BTU25	225,000.00	JPM_CHA		100.73	226,641.54	(13,554.75)	(7,139.55)	1.37	2.59

<b>Security Type Sub-Total</b>			<b>342,343.72</b>				<b>344,072.73</b>	<b>(13,387.29)</b>	<b>(7,056.81)</b>	<b>0.96</b>	<b>2.63</b>
--------------------------------	--	--	-------------------	--	--	--	-------------------	--------------------	-------------------	-------------	-------------

<b>Federal Agency Bond / Note</b>											
FREDDIE MAC NOTES DTD 04/20/2020 0.375% 04/20/2023		3137EAEQ8	725,000.00	CITIGRP		98.59	714,784.03	(8,403.47)	(9,580.35)	1.05	1.73
FANNIE MAE NOTES DTD 05/22/2020 0.250% 05/22/2023		3135G04Q3	595,000.00	CITIGRP		98.19	584,218.01	(8,991.04)	(10,101.59)	1.14	1.86
FANNIE MAE NOTES DTD 07/10/2020 0.250% 07/10/2023		3135G05G4	1,000,000.00	CITIGRP		97.76	977,553.00	(20,297.00)	(21,533.99)	1.28	2.04
FREDDIE MAC NOTES DTD 09/04/2020 0.250% 09/08/2023		3137EAEW5	110,000.00	MORGAN_		97.34	107,071.36	(2,974.84)	(2,950.71)	1.44	2.14
FREDDIE MAC NOTES DTD 12/04/2020 0.250% 12/04/2023		3137EAFA2	475,000.00	CITIGRP		96.73	459,449.93	(15,079.82)	(15,287.25)	1.67	2.25
FEDERAL HOME LOAN BANK NOTES DTD 04/16/2020 0.500% 04/14/2025		3130AJHU6	840,000.00	CITIGRP		94.07	790,216.56	(45,617.04)	(47,250.25)	3.01	2.54
FANNIE MAE NOTES DTD 04/24/2020 0.625% 04/22/2025		3135G03U5	965,000.00	CITIGRP		94.40	910,932.02	(52,080.08)	(52,850.61)	3.03	2.54
FANNIE MAE NOTES DTD 06/19/2020 0.500% 06/17/2025		3135G04Z3	1,000,000.00	NOMURA		93.69	936,861.00	(61,069.00)	(61,807.80)	3.19	2.56
FREDDIE MAC NOTES DTD 07/23/2020 0.375% 07/21/2025		3137EAEU9	435,000.00	WELLS_F		93.17	405,276.89	(27,556.81)	(28,289.60)	3.29	2.54
FREDDIE MAC NOTES DTD 09/25/2020 0.375% 09/23/2025		3137EAEX3	495,000.00	CITIGRP		92.83	459,492.66	(34,017.39)	(34,469.11)	3.46	2.54

<b>Security Type Sub-Total</b>			<b>6,640,000.00</b>				<b>6,345,855.46</b>	<b>(276,086.49)</b>	<b>(284,121.26)</b>	<b>2.31</b>	<b>2.28</b>
--------------------------------	--	--	---------------------	--	--	--	---------------------	---------------------	---------------------	-------------	-------------

**Corporate Note**

**Managed Account Fair Market Value & Analytics**

For the Month Ending **March 31, 2022**

**CITY OF YORBA LINDA - 97480000**

<b>Security Type/Description</b>	<b>CUSIP</b>	<b>Par</b>	<b>Broker</b>	<b>Next Call Date</b>	<b>Market Price</b>	<b>Market Value</b>	<b>Unreal G/L On Cost</b>	<b>Unreal G/L Amort Cost</b>	<b>Effective Duration</b>	<b>YTM at Mkt</b>
<b>Corporate Note</b>										
CHEVRON CORP CORPORATE NOTES DTD 05/11/2020 1.141% 05/11/2023	166764BV1	200,000.00	JPM_CHA		98.87	197,734.40	(2,265.60)	(2,265.60)	1.10	2.18
BRISTOL-MYERS SQUIBB CO (CALLABLE) CORP DTD 11/13/2020 0.537% 11/13/2023	110122DT2	240,000.00	CITIGRP		98.72	236,918.40	(3,081.60)	(3,081.60)	1.61	1.34
PNC BANK NA CORP NOTES (CALLABLE) DTD 01/23/2019 3.500% 01/23/2024	693475AV7	215,000.00	MKTX	12/23/23	101.40	218,014.30	(9,092.35)	(2,011.55)	1.68	2.70
IBM CORP NOTES DTD 02/12/2014 3.625% 02/12/2024	459200HU8	400,000.00	MORGAN_S		101.95	407,788.00	(19,640.00)	(3,984.12)	1.81	2.55
UNILEVER CAPITAL CORP CORPORATE NOTES (C DTD 09/07/2018 3.250% 03/07/2024	904764BG1	110,000.00	US_BANC	02/07/24	101.20	111,314.50	(7,819.90)	(3,239.25)	1.81	2.61
JPMORGAN CHASE & CO CORPORATE NOTES (CAL DTD 03/16/2021 0.697% 03/16/2024	46647PBZ8	115,000.00	JPM_CHA	03/16/23	98.07	112,779.01	(2,220.99)	(2,220.99)	0.96	1.70
CHARLES SCHWAB CORP NOTES (CALLABLE) DTD 03/18/2021 0.750% 03/18/2024	808513BN4	50,000.00	CSFB	02/18/24	96.68	48,342.10	(1,632.90)	(1,641.55)	1.87	2.49
MORGAN STANLEY CORP NOTES (CALLABLE) DTD 04/22/2021 0.731% 04/05/2024	61772BAA1	30,000.00	MORGAN_	04/05/23	97.90	29,369.79	(630.21)	(630.21)	1.01	1.80
MORGAN STANLEY CORP NOTES (CALLABLE) DTD 04/22/2021 0.731% 04/05/2024	61772BAA1	95,000.00	JPM_CHA	04/05/23	97.90	93,004.34	(2,105.86)	(2,052.69)	1.01	1.80
BANK OF NY MELLON CORP NOTES (CALLABLE) DTD 04/26/2021 0.500% 04/26/2024	06406RAS6	95,000.00	JPM_CHA	03/26/24	95.62	90,835.58	(4,062.77)	(4,094.30)	1.98	2.69
AMAZON.COM INC CORPORATE NOTES DTD 05/12/2021 0.450% 05/12/2024	023135BW5	140,000.00	JPM_CHA		96.03	134,447.60	(5,348.00)	(5,408.42)	2.10	2.38
UNITEDHEALTH GROUP INC (CALLABLE) CORP N DTD 05/19/2021 0.550% 05/15/2024	91324PEB4	105,000.00	CITIGRP	05/15/22	95.80	100,592.52	(4,298.28)	(4,329.98)	0.14	2.59

**Managed Account Fair Market Value & Analytics**

For the Month Ending **March 31, 2022**

**CITY OF YORBA LINDA - 97480000**

<b>Security Type/Description</b>	<b>CUSIP</b>	<b>Par</b>	<b>Broker</b>	<b>Next Call Date</b>	<b>Market Price</b>	<b>Market Value</b>	<b>Unreal G/L On Cost</b>	<b>Unreal G/L Amort Cost</b>	<b>Effective Duration</b>	<b>YTM at Mkt</b>
<b>Corporate Note</b>										
ASTRAZENECA FINANCE LLC (CALLABLE) CORP DTD 05/28/2021 0.700% 05/28/2024	04636NAC7	165,000.00	MORGAN_	05/28/22	95.91	158,243.42	(6,741.73)	(6,745.90)	0.17	2.66
JOHN DEERE CAPITAL CORP CORPORATE NOTES DTD 06/10/2021 0.450% 06/07/2024	24422EVQ9	125,000.00	LOOP		95.66	119,580.50	(5,263.25)	(5,305.42)	2.17	2.50
US BANCORP NOTES (CALLABLE) DTD 07/29/2019 2.400% 07/30/2024	91159HHX1	350,000.00	US_BANCO	06/28/24	99.32	347,627.35	(6,796.65)	(4,405.90)	2.19	2.70
AMERICAN HONDA FINANCE CORPORATE NOTES DTD 09/09/2021 0.750% 08/09/2024	02665WDY4	105,000.00	BNP_PAR		95.28	100,041.17	(4,889.53)	(4,902.80)	2.34	2.83
BMW US CAPITAL LLC CORPORATE NOTES DTD 08/12/2021 0.750% 08/12/2024	05565EBU8	65,000.00	GOLDMAN		95.38	61,999.02	(2,995.13)	(2,996.37)	2.35	2.78
BMW US CAPITAL LLC CORPORATE NOTES DTD 08/12/2021 0.750% 08/12/2024	05565EBU8	120,000.00	MITSU		95.38	114,459.72	(5,632.68)	(5,613.12)	2.35	2.78
HONEYWELL INTERNATIONAL (CALLABLE) NOTE DTD 08/08/2019 2.300% 08/15/2024	438516BW5	180,000.00	BNP_PAR	07/15/24	99.42	178,963.02	(10,569.78)	(6,290.39)	2.24	2.55
WALT DISNEY COMPANY/THE DTD 09/06/2019 1.750% 08/30/2024	254687FK7	430,000.00	JPM_CHAS		98.16	422,090.15	(6,155.45)	(7,059.64)	2.37	2.54
JOHN DEERE CAPITAL CORP CORPORATE NOTES DTD 09/10/2021 0.625% 09/10/2024	24422EVU0	45,000.00	HSBC		95.13	42,807.96	(2,162.79)	(2,168.21)	2.43	2.70
GOLDMAN SACHS GROUP INC CORPORATE NOTES DTD 06/10/2021 0.657% 09/10/2024	38141GYE8	240,000.00	GOLDMAN		96.68	232,023.60	(7,976.40)	(7,976.40)	2.43	2.06
CATERPILLAR FINL SERVICE CORPORATE NOTES DTD 09/14/2021 0.600% 09/13/2024	14913R2P1	240,000.00	CITIGRP		95.27	228,646.32	(11,027.28)	(11,086.60)	2.44	2.60
NESTLE HOLDINGS INC CORP NOTES (CALLABLE) DTD 09/14/2021 0.606% 09/14/2024	641062AU8	355,000.00	JPM_CHA	09/14/23	94.84	336,679.87	(18,320.13)	(18,320.13)	1.45	2.80
BANK OF NY MELLON CORP DTD 10/24/2019 2.100% 10/24/2024	06406RAL1	135,000.00	MORGAN_S		98.42	132,862.01	(2,731.99)	(2,459.53)	2.49	2.74

**Managed Account Fair Market Value & Analytics**

For the Month Ending **March 31, 2022**

**CITY OF YORBA LINDA - 97480000**

<b>Security Type/Description</b>	<b>CUSIP</b>	<b>Par</b>	<b>Broker</b>	<b>Next Call Date</b>	<b>Market Price</b>	<b>Market Value</b>	<b>Unreal G/L On Cost</b>	<b>Unreal G/L Amort Cost</b>	<b>Effective Duration</b>	<b>YTM at Mkt</b>
<b>Corporate Note</b>										
CITIGROUP INC CORPORATE NOTES DTD 10/30/2020 0.776% 10/30/2024	172967MT5	245,000.00	CITIGRP		96.59	236,655.30	(8,344.70)	(8,344.70)	2.55	2.14
PACCAR FINANCIAL CORP CORPORATE NOTES DTD 11/08/2021 0.900% 11/08/2024	69371RR57	355,000.00	MERRILL		95.64	339,504.61	(15,474.09)	(15,476.89)	2.57	2.64
TOYOTA MOTOR CREDIT CORP CORPORATE NOTES DTD 01/13/2022 1.450% 01/13/2025	89236TJT3	115,000.00	MERRILL		96.26	110,704.06	(4,141.84)	(4,152.81)	2.73	2.85
NATIONAL RURAL UTIL COOP CORPORATE NOTES DTD 02/07/2022 1.875% 02/07/2025	63743HFC1	70,000.00	MIZUHO		96.61	67,625.95	(2,371.95)	(2,372.05)	2.78	3.13
TOYOTA MOTOR CREDIT CORP CORP NOTES DTD 02/13/2020 1.800% 02/13/2025	89236TGT6	240,000.00	GOLDMAN		97.00	232,799.28	(6,689.52)	(6,905.92)	2.80	2.90
NOVARTIS CAPITAL CORP DTD 02/14/2020 1.750% 02/14/2025	66989HAP3	230,000.00	MORGAN_	01/14/25	97.54	224,339.70	(16,960.20)	(12,971.16)	2.73	2.65
LOCKHEED MARTIN CORP NOTES (CALLABLE) DTD 02/20/2015 2.900% 03/01/2025	539830BE8	110,000.00	CITIGRP	12/01/24	100.41	110,455.95	(7,883.15)	(5,504.92)	2.58	2.75
JOHN DEERE CAPITAL CORP CORPORATE NOTES DTD 03/07/2022 2.125% 03/07/2025	24422EWB1	30,000.00	MITSU		98.43	29,529.93	(457.17)	(457.46)	2.86	2.68
ROCHE HOLDINGS INC (CALLABLE) CORPORATE DTD 03/10/2022 2.132% 03/10/2025	771196BT8	430,000.00	DEUTSCH	02/10/25	98.00	421,392.69	(8,607.31)	(8,607.31)	2.79	2.85
HOME DEPOT INC CORPORATE NOTES DTD 03/28/2022 2.700% 04/15/2025	437076CM2	35,000.00	MORGAN_		99.72	34,900.60	(38.15)	(38.37)	2.94	2.80
CITIGROUP INC CORPORATE NOTES DTD 05/04/2021 0.981% 05/01/2025	172967MX6	60,000.00	CITIGRP		95.27	57,161.10	(2,838.90)	(2,838.90)	3.03	2.59
CITIGROUP INC CORPORATE NOTES DTD 05/04/2021 0.981% 05/01/2025	172967MX6	60,000.00	CSFB		95.27	57,161.10	(2,957.10)	(2,930.18)	3.03	2.59
HONEYWELL INTL CORP NOTES (CALLABLE) DTD 05/18/2020 1.350% 06/01/2025	438516CB0	95,000.00	BNP_PAR	05/01/25	95.94	91,144.24	(5,812.76)	(5,084.75)	3.02	2.69

**Managed Account Fair Market Value & Analytics**

For the Month Ending **March 31, 2022**

**CITY OF YORBA LINDA - 97480000**

<b>Security Type/Description</b>	<b>CUSIP</b>	<b>Par</b>	<b>Broker</b>	<b>Next Call Date</b>	<b>Market Price</b>	<b>Market Value</b>	<b>Unreal G/L On Cost</b>	<b>Unreal G/L Amort Cost</b>	<b>Effective Duration</b>	<b>YTM at Mkt</b>
<b>Corporate Note</b>										
HONEYWELL INTL CORP NOTES (CALLABLE) DTD 05/18/2020 1.350% 06/01/2025	438516CB0	120,000.00	CABRERA	05/01/25	95.94	115,129.56	(1,562.04)	(1,648.37)	3.02	2.69
EMERSON ELECTRIC CO CORPORATE NOTES (CAL) DTD 05/21/2015 3.150% 06/01/2025	291011BG8	145,000.00	MERRILL	03/01/25	100.54	145,782.28	(14,464.47)	(9,284.55)	2.78	2.97
JPMORGAN CHASE & CO CORPORATE NOTES DTD 06/01/2021 0.824% 06/01/2025	46647PCH7	310,000.00	JPM_CHA		95.31	295,453.56	(14,546.44)	(14,546.44)	3.13	2.37
AMAZON.COM INC CORPORATE NOTES DTD 06/03/2020 0.800% 06/03/2025	023135BO8	245,000.00	CITIGRP		94.30	231,037.70	(13,879.00)	(13,909.37)	3.13	2.68
BURLINGTN NORTH SANTA FE CORP NOTES (CAL) DTD 08/20/2015 3.650% 09/01/2025	12189LAY7	205,000.00	WELLS_F	06/01/25	102.31	209,743.09	(17,591.66)	(12,848.00)	3.01	2.93
ABBOTT LABORATORIES CORPORATE NOTES (CAL) DTD 03/22/2017 3.875% 09/15/2025	002824BM1	105,000.00	MERRILL	06/15/25	103.38	108,549.53	(11,767.87)	(6,872.71)	3.05	2.84
MORGAN STANLEY CORP NOTES (CALLABLE) DTD 10/19/2021 1.164% 10/21/2025	61747YEG6	120,000.00	MORGAN_		94.98	113,971.08	(6,028.92)	(6,028.92)	3.47	2.65
LOCKHEED MARTIN CORP NOTES (CALLABLE) DTD 11/23/2015 3.550% 01/15/2026	539830BH1	220,000.00	WELLS_F	10/15/25	102.35	225,177.70	(18,500.90)	(14,638.76)	3.34	2.89
GOLDMAN SACHS GROUP INC CORPORATE NOTES DTD 02/12/2021 0.855% 02/12/2026	38141GXS8	150,000.00	MERRILL		93.14	139,706.85	(10,645.65)	(10,566.67)	3.80	2.74
STATE STREET CORP NOTES (CALLABLE) DTD 10/29/2020 2.901% 03/30/2026	857477BM4	230,000.00	JSEB	03/30/25	98.90	227,471.84	(3,915.06)	(3,892.61)	2.89	3.20
BANK OF AMERICA CORP NOTES (CALLABLE) DTD 03/22/2022 3.384% 04/02/2026	06051GKM0	250,000.00	MERRILL		99.85	249,619.75	(380.25)	(380.25)	3.78	3.42
BANK OF AMERICA CORP NOTES DTD 04/19/2016 3.500% 04/19/2026	06051GFX2	160,000.00	MERRILL		101.12	161,796.16	(6,938.24)	(6,614.11)	3.76	3.20

**Managed Account Fair Market Value & Analytics**

For the Month Ending **March 31, 2022**

**CITY OF YORBA LINDA - 97480000**

<b>Security Type/Description</b>				<b>Next Call</b>	<b>Market</b>	<b>Market</b>	<b>Unreal G/L</b>	<b>Unreal G/L</b>	<b>Effective</b>	<b>YTM</b>
<b>Dated Date/Coupon/Maturity</b>	<b>CUSIP</b>	<b>Par</b>	<b>Broker</b>	<b>Date</b>	<b>Price</b>	<b>Value</b>	<b>On Cost</b>	<b>Amort Cost</b>	<b>Duration</b>	<b>at Mkt</b>
<b>Corporate Note</b>										
IBM CORP DTD 05/15/2019 3.300% 05/15/2026	459200JZ5	225,000.00	RBC		101.02	227,295.45	(20,902.05)	(17,574.92)	3.85	3.03
ASTRAZENECA FINANCE LLC (CALLABLE) CORP DTD 05/28/2021 1.200% 05/28/2026	04636NAA1	145,000.00	JSEB	04/28/26	93.14	135,047.64	(10,153.91)	(10,124.32)	3.97	2.97
WALMART INC CORP NOTES (CALABLE) DTD 04/23/2019 3.050% 07/08/2026	931142EM1	110,000.00	SUSQ	05/08/26	101.46	111,611.06	(2,508.44)	(2,414.39)	3.86	2.68
CATERPILLAR FINL SERVICE CORPORATE NOTES DTD 09/14/2021 1.150% 09/14/2026	14913R2Q9	120,000.00	CABRERA		92.72	111,263.16	(6,977.64)	(7,100.35)	4.35	2.90
JPMORGAN CHASE & CO CORP NOTES DTD 07/21/2016 2.950% 10/01/2026	46625HRV4	230,000.00	JPM_CHA	07/01/26	99.33	228,449.11	(14,653.99)	(13,648.46)	3.97	3.11
AMERICAN EXPRESS CO (CALLABLE) CORPORATE DTD 11/04/2021 1.650% 11/04/2026	025816CM9	245,000.00	MITSU	10/04/26	94.24	230,883.84	(13,709.46)	(13,738.49)	4.33	3.00
JOHN DEERE CAPITAL CORP CORPORATE NOTES DTD 01/10/2022 1.700% 01/11/2027	24422EWA3	120,000.00	BMO		94.47	113,362.08	(3,288.72)	(3,349.00)	4.59	2.95
TARGET CORP CORPORATE NOTES DTD 01/24/2022 1.950% 01/15/2027	87612EBM7	65,000.00	CITIGRP		96.62	62,800.21	(2,089.29)	(2,093.36)	4.58	2.71
TARGET CORP CORPORATE NOTES DTD 01/24/2022 1.950% 01/15/2027	87612EBM7	120,000.00	GOLDMAN		96.62	115,938.84	(4,146.36)	(4,143.22)	4.58	2.71
<b>Security Type Sub-Total</b>		<b>10,065,000.00</b>				<b>9,830,629.65</b>	<b>(434,688.45)</b>	<b>(371,393.36)</b>	<b>2.66</b>	<b>2.67</b>
<b>Certificate of Deposit</b>										
CREDIT SUISSE NEW YORK CERT DEPOS DTD 03/23/2021 0.590% 03/17/2023	22552G3C2	365,000.00	CSFB		98.54	359,679.03	(5,320.97)	(5,320.97)	0.98	2.11
<b>Security Type Sub-Total</b>		<b>365,000.00</b>				<b>359,679.03</b>	<b>(5,320.97)</b>	<b>(5,320.97)</b>	<b>0.98</b>	<b>2.11</b>
<b>Asset-Backed Security</b>										
TAOT 2019-A A3 DTD 02/13/2019 2.910% 07/15/2023	89239AAD5	69,275.21	MITSU		100.23	69,432.18	169.59	160.65	0.22	2.73

**Managed Account Fair Market Value & Analytics**

For the Month Ending **March 31, 2022**

**CITY OF YORBA LINDA - 97480000**

<b>Security Type/Description</b>				<b>Next Call</b>	<b>Market</b>	<b>Market</b>	<b>Unreal G/L</b>	<b>Unreal G/L</b>	<b>Effective</b>	<b>YTM</b>
<b>Dated Date/Coupon/Maturity</b>	<b>CUSIP</b>	<b>Par</b>	<b>Broker</b>	<b>Date</b>	<b>Price</b>	<b>Value</b>	<b>On Cost</b>	<b>Amort Cost</b>	<b>Duration</b>	<b>at Mkt</b>
<b>Asset-Backed Security</b>										
GMALT 2020-3 A3	362569AC9	149,157.86	WELLS_F		99.70	148,715.01	(428.56)	(435.99)	0.33	0.66
DTD 09/29/2020 0.450% 08/21/2023										
ALLYA 2019-1 A3	02004WAC5	19,837.65	JPM_CHAS		100.19	19,875.81	40.55	38.92	0.14	2.78
DTD 02/13/2019 2.910% 09/15/2023										
NAROT 2019-A A3	65479KAD2	49,590.77	MITSU		100.19	49,685.55	102.28	97.25	0.18	2.77
DTD 02/13/2019 2.900% 10/15/2023										
NALT 2020-B A3	65480EAD3	182,794.14	MERRILL		99.59	182,041.85	(733.48)	(742.77)	0.40	0.70
DTD 09/29/2020 0.430% 10/16/2023										
BMWLT 2021-1 A3	05591RAC8	115,000.00	MIZUHO		98.99	113,842.69	(1,153.66)	(1,155.00)	0.66	0.85
DTD 03/10/2021 0.290% 01/25/2024										
TLOT 2021-A A3	89238EAC0	130,000.00	JPM_CHA		98.16	127,610.93	(2,373.90)	(2,378.67)	0.97	1.29
DTD 04/21/2021 0.390% 04/22/2024										
GMALT 2021-2 A3	380144AC9	245,000.00	SOCGEN		98.40	241,084.80	(3,876.74)	(3,887.68)	0.98	1.10
DTD 05/26/2021 0.340% 05/20/2024										
NAROT 2020-B A3	65479CAD0	98,867.58	MIZUHO		99.36	98,235.44	(629.42)	(630.60)	0.50	0.83
DTD 06/30/2020 0.550% 07/15/2024										
TAOT 2020-C A3	89237VAB5	150,436.04	SMBC		99.01	148,948.05	(1,476.42)	(1,481.02)	0.62	0.83
DTD 07/27/2020 0.440% 10/15/2024										
HAROT 2020-3 A3	43813KAC6	260,000.00	BARCLAY		98.76	256,773.87	(3,187.94)	(3,202.11)	0.73	0.86
DTD 09/29/2020 0.370% 10/18/2024										
BMWOT 2020-A A3	09661RAD3	104,858.18	JPM_CHA		99.18	104,001.42	(848.83)	(852.00)	0.57	0.80
DTD 07/15/2020 0.480% 10/25/2024										
HART 2020-B A3	44933FAC0	174,008.25	CITIGRP		99.15	172,535.55	(1,440.13)	(1,452.65)	0.56	0.80
DTD 07/22/2020 0.480% 12/16/2024										
VZOT 2020-B A	92290BAA9	305,000.00	RBC		98.62	300,804.85	(4,131.10)	(4,154.23)	0.86	0.95
DTD 08/12/2020 0.470% 02/20/2025										
CARMX 2020-3 A3	14315FAD9	192,702.27	BARCLAY		99.12	191,014.72	(1,654.53)	(1,666.54)	0.61	0.92
DTD 07/22/2020 0.620% 03/17/2025										
GMALT 2021-3 A4	36262XAD6	55,000.00	JPM_CHA		95.29	52,409.86	(2,588.15)	(2,588.46)	1.87	1.97
DTD 08/18/2021 0.500% 07/21/2025										
KCOT 2021-1A A3	50117TAC5	110,000.00	JPM_CHA		96.01	105,612.43	(4,365.06)	(4,370.06)	1.73	1.84
DTD 04/14/2021 0.620% 08/15/2025										
CARMX 2020-4 A3	14316HAC6	175,000.00	RBC		98.17	171,796.66	(3,164.82)	(3,176.36)	0.93	1.05
DTD 10/21/2020 0.500% 08/15/2025										



**Managed Account Fair Market Value & Analytics**

For the Month Ending **March 31, 2022**

**CITY OF YORBA LINDA - 97480000**

<b>Security Type/Description</b>	<b>CUSIP</b>	<b>Par</b>	<b>Broker</b>	<b>Next Call Date</b>	<b>Market Price</b>	<b>Market Value</b>	<b>Unreal G/L On Cost</b>	<b>Unreal G/L Amort Cost</b>	<b>Effective Duration</b>	<b>YTM at Mkt</b>
<b>Asset-Backed Security</b>										
HART 2021-A A3 DTD 04/28/2021 0.380% 09/15/2025	44933LAC7	105,000.00	BARCLAY		97.43	102,301.76	(2,687.19)	(2,689.52)	1.27	1.14
KCOT 2021-2A A3 DTD 07/28/2021 0.560% 11/17/2025	50117XAE2	100,000.00	MITSU		94.89	94,886.16	(5,110.07)	(5,110.66)	2.02	2.02
CARMX 2021-1 A3 DTD 01/27/2021 0.340% 12/15/2025	14316NAC3	75,000.00	MITSU		97.55	73,162.05	(1,823.13)	(1,826.70)	1.00	1.01
CARMX 2021-2 A3 DTD 04/21/2021 0.520% 02/17/2026	14314QAC8	160,000.00	MERRILL		97.69	156,300.86	(3,664.66)	(3,671.41)	1.11	1.13
CARMX 2021-3 A3 DTD 07/28/2021 0.550% 06/15/2026	14317DAC4	305,000.00	RBC		97.02	295,898.34	(9,051.49)	(9,058.44)	1.49	1.28
DCENT 2021-A1 A1 DTD 09/27/2021 0.580% 09/15/2026	254683CP8	270,000.00	CITIGRP		94.83	256,039.19	(13,903.00)	(13,908.93)	2.41	1.79
COMET 2021-A3 A3 DTD 11/30/2021 1.040% 11/16/2026	14041NFY2	355,000.00	BARCLAY		95.76	339,944.49	(15,006.59)	(15,009.88)	2.56	2.00
<b>Security Type Sub-Total</b>		<b>3,956,527.95</b>				<b>3,872,954.52</b>	<b>(82,986.45)</b>	<b>(83,152.86)</b>	<b>1.13</b>	<b>1.24</b>
<b>Managed Account Sub-Total</b>		<b>48,563,871.67</b>				<b>47,020,375.70</b>	<b>(1,893,592.92)</b>	<b>(1,735,355.96)</b>	<b>2.42</b>	<b>2.35</b>
<b>Securities Sub-Total</b>		<b>\$48,563,871.67</b>				<b>\$47,020,375.70</b>	<b>(\$1,893,592.92)</b>	<b>(\$1,735,355.96)</b>	<b>2.42</b>	<b>2.35%</b>
<b>Accrued Interest</b>						<b>\$120,060.32</b>				
<b>Total Investments</b>						<b>\$47,140,436.02</b>				

**Managed Account Security Transactions & Interest**

For the Month Ending **March 31, 2022**

**CITY OF YORBA LINDA - 97480000**

Transaction Type		Security Description	CUSIP	Par	Principal Proceeds	Accrued Interest	Total	Realized G/L Cost	Realized G/L Amort Cost	Sale Method
Trade	Settle									
<b>BUY</b>										
02/25/22	03/01/22	HONEYWELL INTL CORP NOTES (CALLABLE) DTD 05/18/2020 1.350% 06/01/2025	438516CB0	120,000.00	(116,691.60)	(405.00)	(117,096.60)			
03/02/22	03/07/22	JOHN DEERE CAPITAL CORP CORPORATE NOTES DTD 03/07/2022 2.125% 03/07/2025	24422EWB1	30,000.00	(29,987.10)	0.00	(29,987.10)			
03/03/22	03/10/22	ROCHE HOLDINGS INC (CALLABLE) CORPORATE DTD 03/10/2022 2.132% 03/10/2025	771196BT8	430,000.00	(430,000.00)	0.00	(430,000.00)			
03/10/22	03/14/22	STATE STREET CORP NOTES (CALLABLE) DTD 10/29/2020 2.901% 03/30/2026	857477BM4	230,000.00	(231,386.90)	(3,039.60)	(234,426.50)			
03/17/22	03/22/22	BANK OF AMERICA CORP NOTES (CALLABLE) DTD 03/22/2022 3.384% 04/02/2026	06051GKM0	250,000.00	(250,000.00)	0.00	(250,000.00)			
03/24/22	03/28/22	HOME DEPOT INC CORPORATE NOTES DTD 03/28/2022 2.700% 04/15/2025	437076CM2	35,000.00	(34,938.75)	0.00	(34,938.75)			
<b>Transaction Type Sub-Total</b>				<b>1,095,000.00</b>	<b>(1,093,004.35)</b>	<b>(3,444.60)</b>	<b>(1,096,448.95)</b>			

<b>INTEREST</b>										
03/01/22	03/01/22	BURLINGTN NORTH SANTA FE CORP NOTES (CAL DTD 08/20/2015 3.650% 09/01/2025	12189LAY7	205,000.00	0.00	3,741.25	3,741.25			
03/01/22	03/01/22	LOCKHEED MARTIN CORP NOTES (CALLABLE) DTD 02/20/2015 2.900% 03/01/2025	539830BE8	110,000.00	0.00	1,595.00	1,595.00			
03/01/22	03/01/22	MONEY MARKET FUND	MONEY0002	0.00	0.00	7.02	7.02			
03/01/22	03/25/22	FHMS K724 A2 DTD 01/01/2017 3.062% 11/01/2023	3137BTU25	225,000.00	0.00	574.13	574.13			
03/01/22	03/25/22	FHLMC SERIES K032 A1 DTD 09/01/2013 3.016% 02/01/2023	3137B4GX8	32,398.39	0.00	81.43	81.43			
03/01/22	03/25/22	FHLMC MULTIFAMILY STRUCTURED P DTD 11/01/2015 2.716% 06/01/2022	3137BLUR7	118,301.81	0.00	267.76	267.76			

**Managed Account Security Transactions & Interest**

For the Month Ending **March 31, 2022**

**CITY OF YORBA LINDA - 97480000**

Transaction Type		Security Description	CUSIP	Par	Principal Proceeds	Accrued Interest	Total	Realized G/L Cost	Realized G/L Amort Cost	Sale Method
Trade	Settle									
<b>INTEREST</b>										
03/07/22	03/07/22	UNILEVER CAPITAL CORP CORPORATE NOTES (C DTD 09/07/2018 3.250% 03/07/2024	904764BG1	110,000.00	0.00	1,787.50	1,787.50			
03/08/22	03/08/22	FREDDIE MAC NOTES DTD 09/04/2020 0.250% 09/08/2023	3137EAEW5	110,000.00	0.00	137.50	137.50			
03/10/22	03/10/22	JOHN DEERE CAPITAL CORP CORPORATE NOTES DTD 09/10/2021 0.625% 09/10/2024	24422EVU0	45,000.00	0.00	140.63	140.63			
03/10/22	03/10/22	GOLDMAN SACHS GROUP INC CORPORATE NOTES DTD 06/10/2021 0.657% 09/10/2024	38141GYE8	240,000.00	0.00	788.40	788.40			
03/13/22	03/13/22	CATERPILLAR FINL SERVICE CORPORATE NOTES DTD 09/14/2021 0.600% 09/13/2024	14913R2P1	240,000.00	0.00	716.00	716.00			
03/14/22	03/14/22	NESTLE HOLDINGS INC CORP NOTES (CALLABLE DTD 09/14/2021 0.606% 09/14/2024	641062AU8	355,000.00	0.00	1,075.65	1,075.65			
03/14/22	03/14/22	CATERPILLAR FINL SERVICE CORPORATE NOTES DTD 09/14/2021 1.150% 09/14/2026	14913R2Q9	120,000.00	0.00	690.00	690.00			
03/15/22	03/15/22	COMET 2021-A3 A3 DTD 11/30/2021 1.040% 11/16/2026	14041NFY2	355,000.00	0.00	307.67	307.67			
03/15/22	03/15/22	CARMX 2021-2 A3 DTD 04/21/2021 0.520% 02/17/2026	14314QAC8	160,000.00	0.00	69.33	69.33			
03/15/22	03/15/22	ALLYA 2019-1 A3 DTD 02/13/2019 2.910% 09/15/2023	02004WAC5	26,014.77	0.00	63.09	63.09			
03/15/22	03/15/22	KCOT 2021-1A A3 DTD 04/14/2021 0.620% 08/15/2025	50117TAC5	110,000.00	0.00	56.83	56.83			
03/15/22	03/15/22	CARMX 2020-4 A3 DTD 10/21/2020 0.500% 08/15/2025	14316HAC6	175,000.00	0.00	72.92	72.92			
03/15/22	03/15/22	CARMX 2021-1 A3 DTD 01/27/2021 0.340% 12/15/2025	14316NAC3	75,000.00	0.00	21.25	21.25			
03/15/22	03/15/22	NALT 2020-B A3 DTD 09/29/2020 0.430% 10/16/2023	65480EAD3	185,000.00	0.00	66.29	66.29			

**Managed Account Security Transactions & Interest**

For the Month Ending **March 31, 2022**

**CITY OF YORBA LINDA - 97480000**

Transaction Type		Security Description	CUSIP	Par	Principal Proceeds	Accrued Interest	Total	Realized G/L Cost	Realized G/L Amort Cost	Sale Method
Trade	Settle									
<b>INTEREST</b>										
03/15/22	03/15/22	HART 2021-A A3 DTD 04/28/2021 0.380% 09/15/2025	44933LAC7	105,000.00	0.00	33.25	33.25			
03/15/22	03/15/22	TAOT 2020-C A3 DTD 07/27/2020 0.440% 10/15/2024	89237VAB5	161,299.28	0.00	59.14	59.14			
03/15/22	03/15/22	TAOT 2019-A A3 DTD 02/13/2019 2.910% 07/15/2023	89239AAD5	82,539.89	0.00	200.16	200.16			
03/15/22	03/15/22	NAROT 2020-B A3 DTD 06/30/2020 0.550% 07/15/2024	65479CAD0	107,785.00	0.00	49.40	49.40			
03/15/22	03/15/22	CARMX 2020-3 A3 DTD 07/22/2020 0.620% 03/17/2025	14315FAD9	206,797.89	0.00	106.85	106.85			
03/15/22	03/15/22	ABBOTT LABORATORIES CORPORATE NOTES (CAL) DTD 03/22/2017 3.875% 09/15/2025	002824BM1	105,000.00	0.00	2,034.38	2,034.38			
03/15/22	03/15/22	HART 2020-B A3 DTD 07/22/2020 0.480% 12/16/2024	44933FAC0	188,368.11	0.00	75.35	75.35			
03/15/22	03/15/22	DCENT 2021-A1 A1 DTD 09/27/2021 0.580% 09/15/2026	254683CP8	270,000.00	0.00	130.50	130.50			
03/15/22	03/15/22	CARMX 2021-3 A3 DTD 07/28/2021 0.550% 06/15/2026	14317DAC4	305,000.00	0.00	139.79	139.79			
03/15/22	03/15/22	NAROT 2019-A A3 DTD 02/13/2019 2.900% 10/15/2023	65479KAD2	60,007.82	0.00	145.02	145.02			
03/15/22	03/15/22	KCOT 2021-2A A3 DTD 07/28/2021 0.560% 11/17/2025	50117XAE2	100,000.00	0.00	46.67	46.67			
03/16/22	03/16/22	JPMORGAN CHASE & CO CORPORATE NOTES (CAL) DTD 03/16/2021 0.697% 03/16/2024	46647PBZ8	115,000.00	0.00	400.78	400.78			
03/17/22	03/17/22	CREDIT SUISSE NEW YORK CERT DEPOS DTD 03/23/2021 0.590% 03/17/2023	22552G3C2	365,000.00	0.00	2,147.52	2,147.52			
03/18/22	03/18/22	HAROT 2020-3 A3 DTD 09/29/2020 0.370% 10/18/2024	43813KAC6	260,000.00	0.00	80.17	80.17			
03/18/22	03/18/22	CHARLES SCHWAB CORP NOTES (CALLABLE) DTD 03/18/2021 0.750% 03/18/2024	808513BN4	50,000.00	0.00	187.50	187.50			

**Managed Account Security Transactions & Interest**

For the Month Ending **March 31, 2022**

**CITY OF YORBA LINDA - 97480000**

Transaction Type		Security Description	CUSIP	Par	Principal Proceeds	Accrued Interest	Total	Realized G/L Cost	Realized G/L Amort Cost	Sale Method
Trade	Settle									
<b>INTEREST</b>										
03/20/22	03/20/22	GMALT 2021-3 A4 DTD 08/18/2021 0.500% 07/21/2025	36262XAD6	55,000.00	0.00	22.92	22.92			
03/20/22	03/20/22	GMALT 2021-2 A3 DTD 05/26/2021 0.340% 05/20/2024	380144AC9	245,000.00	0.00	69.42	69.42			
03/20/22	03/20/22	GMALT 2020-3 A3 DTD 09/29/2020 0.450% 08/21/2023	362569AC9	163,167.02	0.00	61.19	61.19			
03/20/22	03/20/22	VZOT 2020-B A DTD 08/12/2020 0.470% 02/20/2025	92290BAA9	305,000.00	0.00	119.46	119.46			
03/20/22	03/20/22	TLOT 2021-A A3 DTD 04/21/2021 0.390% 04/22/2024	89238EAC0	130,000.00	0.00	42.25	42.25			
03/23/22	03/23/22	FREDDIE MAC NOTES DTD 09/25/2020 0.375% 09/23/2025	3137EAEX3	495,000.00	0.00	928.13	928.13			
03/23/22	03/23/22	INTER-AMERICAN DEVEL BK NOTES DTD 09/23/2021 0.500% 09/23/2024	4581X0DZ8	480,000.00	0.00	1,200.00	1,200.00			
03/25/22	03/25/22	BMWLT 2021-1 A3 DTD 03/10/2021 0.290% 01/25/2024	05591RAC8	115,000.00	0.00	27.79	27.79			
03/25/22	03/25/22	BMWOT 2020-A A3 DTD 07/15/2020 0.480% 10/25/2024	09661RAD3	113,352.54	0.00	45.34	45.34			
03/30/22	03/30/22	STATE STREET CORP NOTES (CALLABLE) DTD 10/29/2020 2.901% 03/30/2026	857477BM4	230,000.00	0.00	3,336.15	3,336.15			
03/31/22	03/31/22	US TREASURY N/B NOTES DTD 03/31/2021 0.750% 03/31/2026	91282CBT7	375,000.00	0.00	1,406.25	1,406.25			
03/31/22	03/31/22	US TREASURY N/B NOTES DTD 09/30/2021 0.875% 09/30/2026	91282CCZ2	1,000,000.00	0.00	4,375.00	4,375.00			
03/31/22	03/31/22	US TREASURY NOTES DTD 09/30/2016 1.375% 09/30/2023	912828T26	500,000.00	0.00	3,437.50	3,437.50			
03/31/22	03/31/22	US TREASURY NOTES DTD 03/31/2017 2.125% 03/31/2024	912828W71	250,000.00	0.00	2,656.25	2,656.25			
03/31/22	03/31/22	US TREASURY NOTES DTD 09/30/2019 1.500% 09/30/2024	912828YH7	635,000.00	0.00	4,762.50	4,762.50			
<b>Transaction Type Sub-Total</b>				<b>10,570,032.52</b>	<b>0.00</b>	<b>40,586.28</b>	<b>40,586.28</b>			

**PAYDOWNS**

**Managed Account Security Transactions & Interest**

For the Month Ending **March 31, 2022**

**CITY OF YORBA LINDA - 97480000**

Transaction Type		Security Description	CUSIP	Par	Principal Proceeds	Accrued Interest	Total	Realized G/L Cost	Realized G/L Amort Cost	Sale Method
Trade	Settle									
<b>PAYDOWNS</b>										
03/01/22	03/25/22	FHLMC SERIES K032 A1 DTD 09/01/2013 3.016% 02/01/2023	3137B4GX8	3,569.59	3,569.59	0.00	3,569.59	(8.51)	0.00	
03/01/22	03/25/22	FHLMC MULTIFAMILY STRUCTURED P DTD 11/01/2015 2.716% 06/01/2022	3137BLUR7	29,786.89	29,786.89	0.00	29,786.89	50.04	0.00	
03/15/22	03/15/22	TAOT 2019-A A3 DTD 02/13/2019 2.910% 07/15/2023	89239AAD5	13,264.68	13,264.68	0.00	13,264.68	2.42	0.00	
03/15/22	03/15/22	TAOT 2020-C A3 DTD 07/27/2020 0.440% 10/15/2024	89237VAB5	10,863.24	10,863.24	0.00	10,863.24	0.84	0.00	
03/15/22	03/15/22	ALLYA 2019-1 A3 DTD 02/13/2019 2.910% 09/15/2023	02004WAC5	6,177.12	6,177.12	0.00	6,177.12	0.75	0.00	
03/15/22	03/15/22	HART 2020-B A3 DTD 07/22/2020 0.480% 12/16/2024	44933FAC0	14,359.86	14,359.86	0.00	14,359.86	2.69	0.00	
03/15/22	03/15/22	NALT 2020-B A3 DTD 09/29/2020 0.430% 10/16/2023	65480EAD3	2,205.86	2,205.86	0.00	2,205.86	0.23	0.00	
03/15/22	03/15/22	NAROT 2019-A A3 DTD 02/13/2019 2.900% 10/15/2023	65479KAD2	10,417.05	10,417.05	0.00	10,417.05	1.58	0.00	
03/15/22	03/15/22	NAROT 2020-B A3 DTD 06/30/2020 0.550% 07/15/2024	65479CAD0	8,917.42	8,917.42	0.00	8,917.42	0.24	0.00	
03/15/22	03/15/22	CARMX 2020-3 A3 DTD 07/22/2020 0.620% 03/17/2025	14315FAD9	14,095.62	14,095.62	0.00	14,095.62	2.42	0.00	
03/20/22	03/20/22	GMALT 2020-3 A3 DTD 09/29/2020 0.450% 08/21/2023	362569AC9	14,009.16	14,009.16	0.00	14,009.16	1.34	0.00	
03/25/22	03/25/22	BMWOT 2020-A A3 DTD 07/15/2020 0.480% 10/25/2024	09661RAD3	8,494.36	8,494.36	0.00	8,494.36	0.64	0.00	
<b>Transaction Type Sub-Total</b>				<b>136,160.85</b>	<b>136,160.85</b>	<b>0.00</b>	<b>136,160.85</b>	<b>54.68</b>	<b>0.00</b>	
<b>SELL</b>										
03/04/22	03/04/22	BRISTOL-MYERS SQUIBB CORP NOTES(CALLED,O DTD 07/15/2020 3.875% 04/04/2022	110122DC9	151,000.00	160,586.99	308.81	160,895.80	(11,957.69)	8,374.86	FIFO
03/04/22	03/10/22	US TREASURY NOTES DTD 03/31/2016 1.500% 03/31/2023	912828Q29	500,000.00	501,894.53	3,317.31	505,211.84	1,445.31	1,761.35	FIFO
<b>Transaction Type Sub-Total</b>				<b>651,000.00</b>	<b>662,481.52</b>	<b>3,626.12</b>	<b>666,107.64</b>	<b>(10,512.38)</b>	<b>10,136.21</b>	

**Managed Account Security Transactions & Interest**

For the Month Ending **March 31, 2022**

CITY OF YORBA LINDA - 97480000

Transaction Type		Security Description	CUSIP	Par	Principal Proceeds	Accrued Interest	Total	Realized G/L Cost	Realized G/L Amort Cost	Sale Method
Trade	Settle									
<b>Managed Account Sub-Total</b>					<b>(294,361.98)</b>	<b>40,767.80</b>	<b>(253,594.18)</b>	<b>(10,457.70)</b>	<b>10,136.21</b>	
<b>Total Security Transactions</b>					<b>(\$294,361.98)</b>	<b>\$40,767.80</b>	<b>(\$253,594.18)</b>	<b>(\$10,457.70)</b>	<b>\$10,136.21</b>	